




# EIPS Parent Survey 2017-18



ANSWER CHOICES	RESPONSES
A.L. Horton Elementary	0.00%      0

## EIPS Parent Survey 2017-18

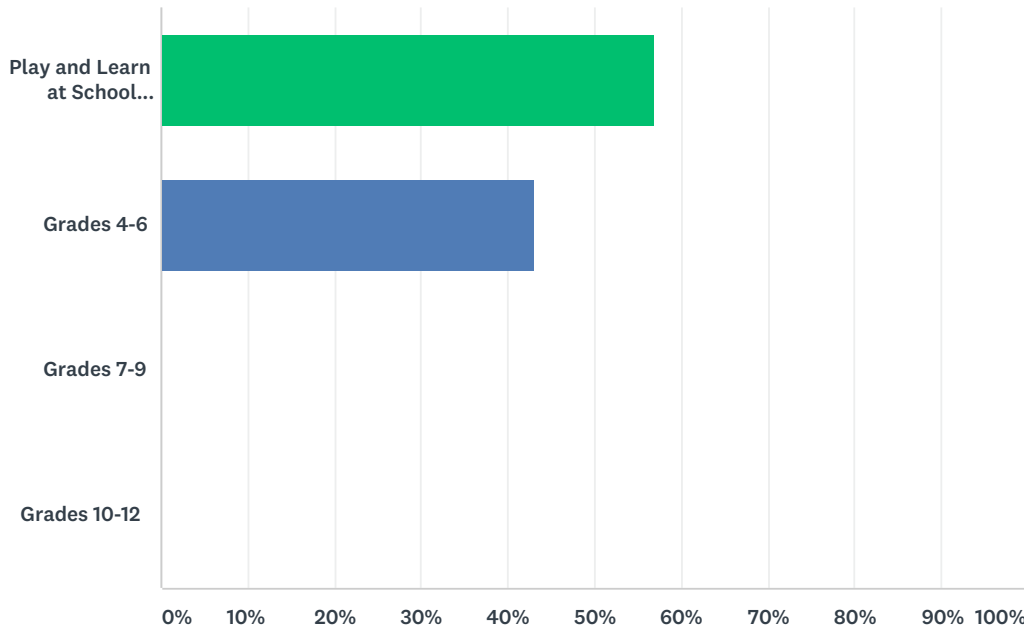
Andrew School	0.00%	0
Ardrossan Elementary	0.00%	0
Ardrossan Junior Senior High	0.00%	0
Bev Facey Community High	0.00%	0
Brentwood Elementary	0.00%	0
Bruderheim School	0.00%	0
Clover Bar Junior High	0.00%	0
École Campbelltown	0.00%	0
École Parc Élémentaire	0.00%	0
F.R. Haythorne Junior High	0.00%	0
Fort Saskatchewan Christian	0.00%	0
Fort Saskatchewan Elementary	0.00%	0
Fort Saskatchewan Senior High	0.00%	0
Fultonvale Elementary Junior High	0.00%	0
Glen Allan Elementary	0.00%	0
James Mowat Elementary	0.00%	0
Lakeland Ridge	0.00%	0
Lamont Elementary	0.00%	0
Lamont High	0.00%	0
Mills Haven Elementary	0.00%	0
Mundare School	0.00%	0
Next Step/Outreach	0.00%	0
Pine Street Elementary	0.00%	0
Rudolph Hennig Junior High	0.00%	0
Salisbury Composite High	0.00%	0
Sherwood Heights Junior High	0.00%	0
SouthPointe School	0.00%	0
Strathcona Christian Academy Elementary	0.00%	0
Strathcona Christian Academy Secondary	0.00%	0
Uncas Elementary	0.00%	0
Vegreville Composite High	0.00%	0
Wes Hosford Elementary	0.00%	0
Westboro Elementary	0.00%	0
Win Ferguson Elementary	100.00%	79

## EIPS Parent Survey 2017-18

Woodbridge Farms Elementary	0.00%	0
Wye Elementary	0.00%	0
TOTAL		79

## Q2 Please indicate your child's grade.

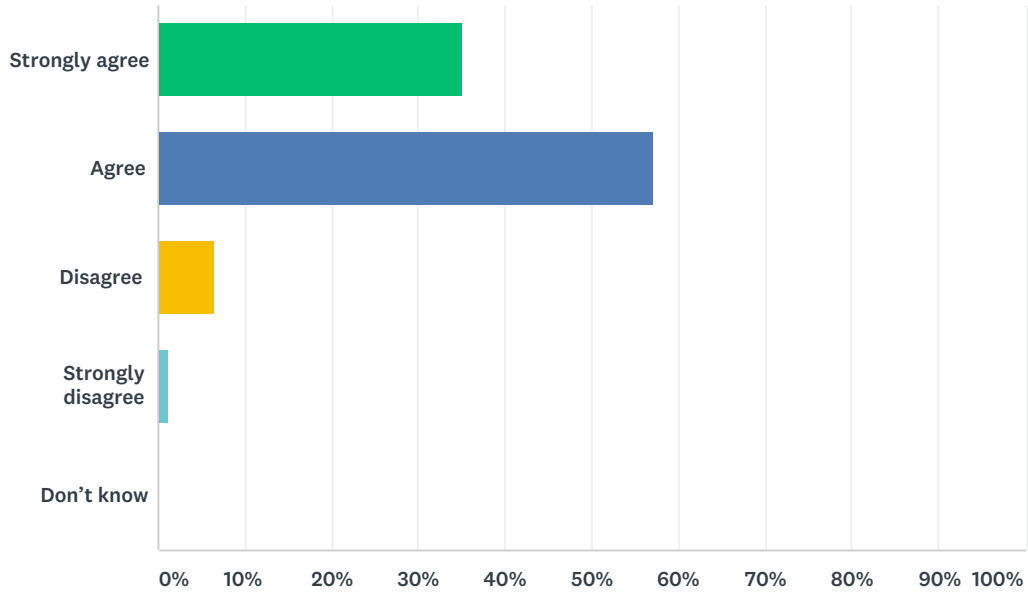
Answered: 79 Skipped: 0



ANSWER CHOICES	RESPONSES	
Play and Learn at School (PALS)KindergartenGrades 1-3	56.96%	45
Grades 4-6	43.04%	34
Grades 7-9	0.00%	0
Grades 10-12	0.00%	0
TOTAL		79

### Q3 My child's individual needs are met.

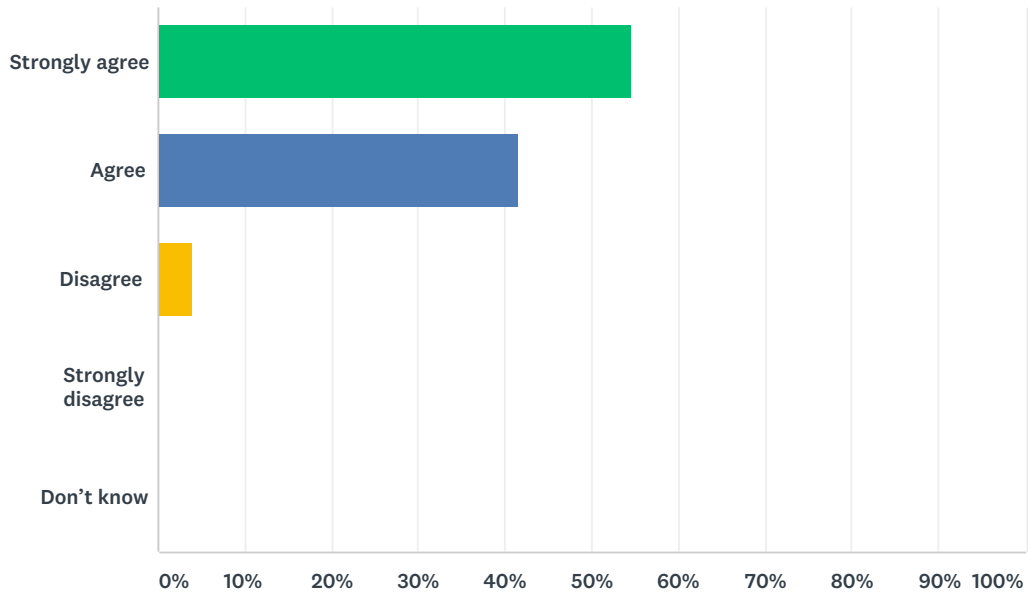
Answered: 77 Skipped: 2



ANSWER CHOICES	RESPONSES	
Strongly agree	35.06%	27
Agree	57.14%	44
Disagree	6.49%	5
Strongly disagree	1.30%	1
Don't know	0.00%	0
<b>TOTAL</b>		<b>77</b>

### Q4 My child is encouraged at school to do his or her best.

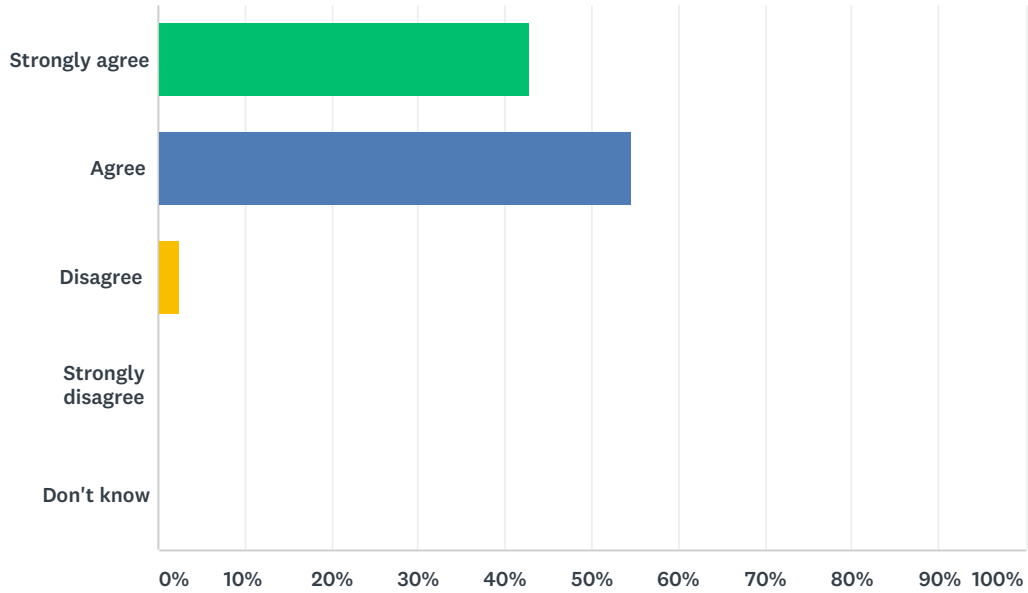
Answered: 77 Skipped: 2



ANSWER CHOICES	RESPONSES	
Strongly agree	54.55%	42
Agree	41.56%	32
Disagree	3.90%	3
Strongly disagree	0.00%	0
Don't know	0.00%	0
<b>TOTAL</b>		<b>77</b>

### Q5 My child is demonstrating growth in literacy.

Answered: 77 Skipped: 2

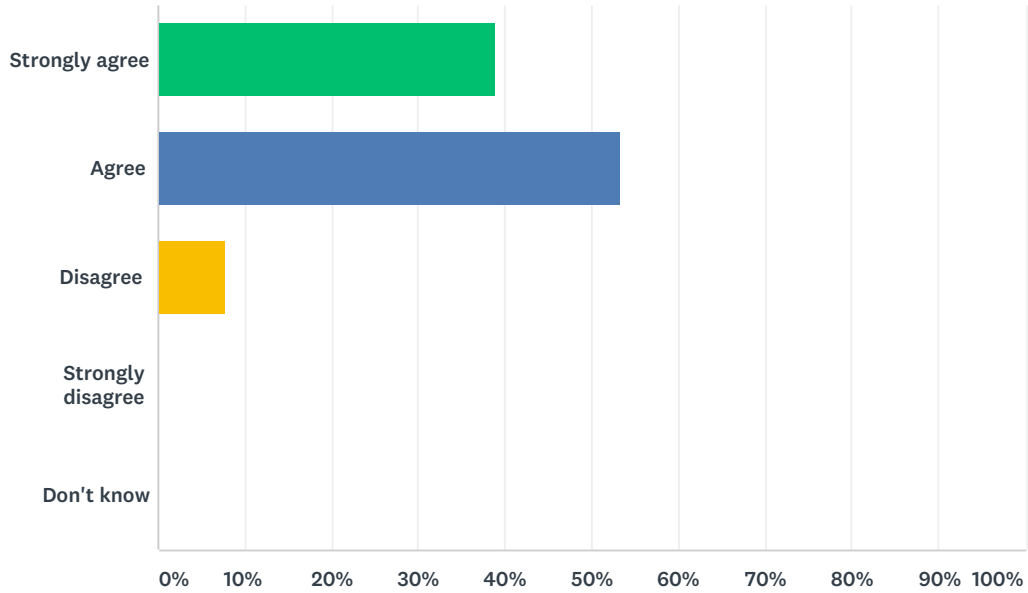


ANSWER CHOICES	RESPONSES	
Strongly agree	42.86%	33
Agree	54.55%	42
Disagree	2.60%	2
Strongly disagree	0.00%	0
Don't know	0.00%	0
<b>TOTAL</b>		<b>77</b>



## Q6 My child is demonstrating growth in numeracy.

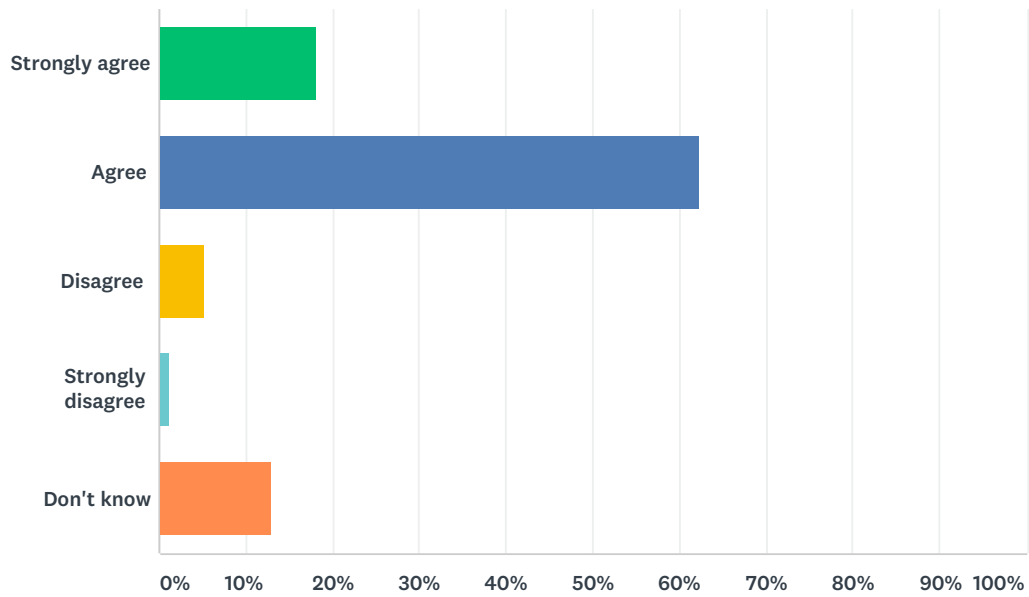
Answered: 77 Skipped: 2



ANSWER CHOICES	RESPONSES	
Strongly agree	38.96%	30
Agree	53.25%	41
Disagree	7.79%	6
Strongly disagree	0.00%	0
Don't know	0.00%	0
<b>TOTAL</b>		<b>77</b>

## Q7 My child has an understanding of First Nations, Métis and Inuit culture and history.

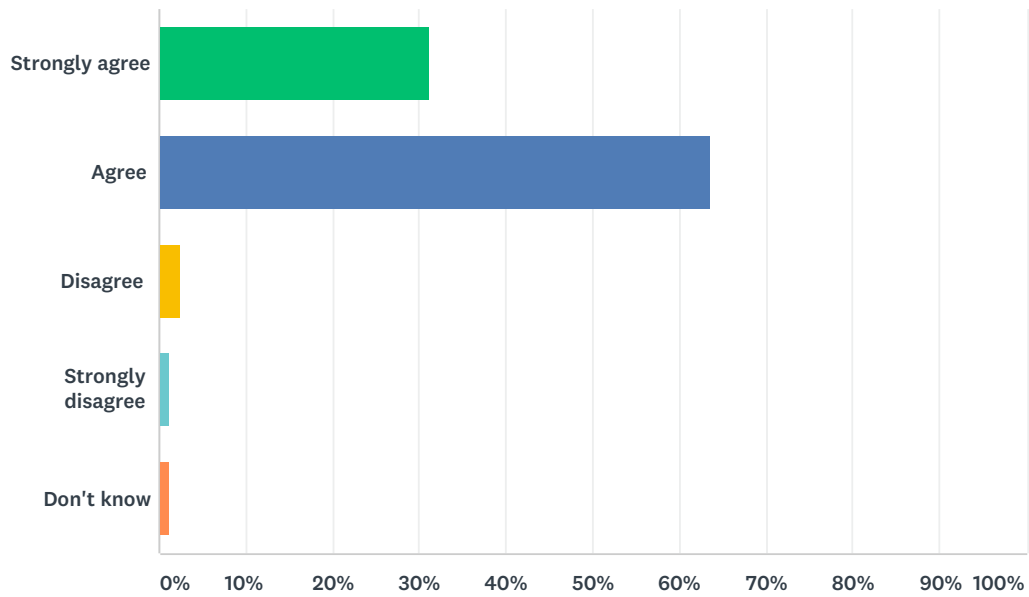
Answered: 77 Skipped: 2



ANSWER CHOICES	RESPONSES	
Strongly agree	18.18%	14
Agree	62.34%	48
Disagree	5.19%	4
Strongly disagree	1.30%	1
Don't know	12.99%	10
<b>TOTAL</b>		<b>77</b>

## Q8 My child is being taught knowledge, skills and attitudes necessary to be successful in life.

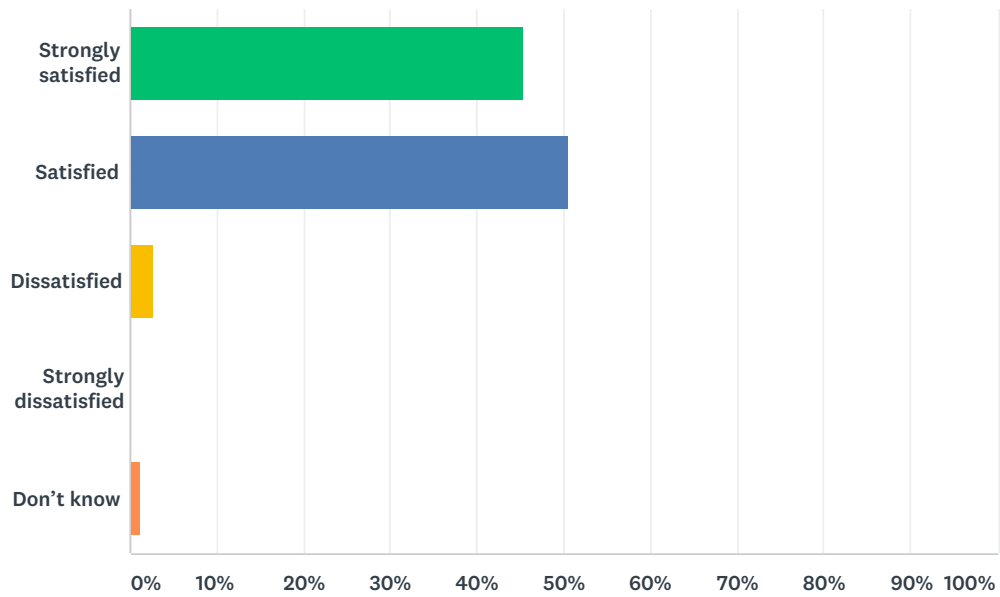
Answered: 77 Skipped: 2



ANSWER CHOICES	RESPONSES	
Strongly agree	31.17%	24
Agree	63.64%	49
Disagree	2.60%	2
Strongly disagree	1.30%	1
Don't know	1.30%	1
<b>TOTAL</b>		<b>77</b>

## Q9 How satisfied are you with the quality of education your child is receiving at his or her school?

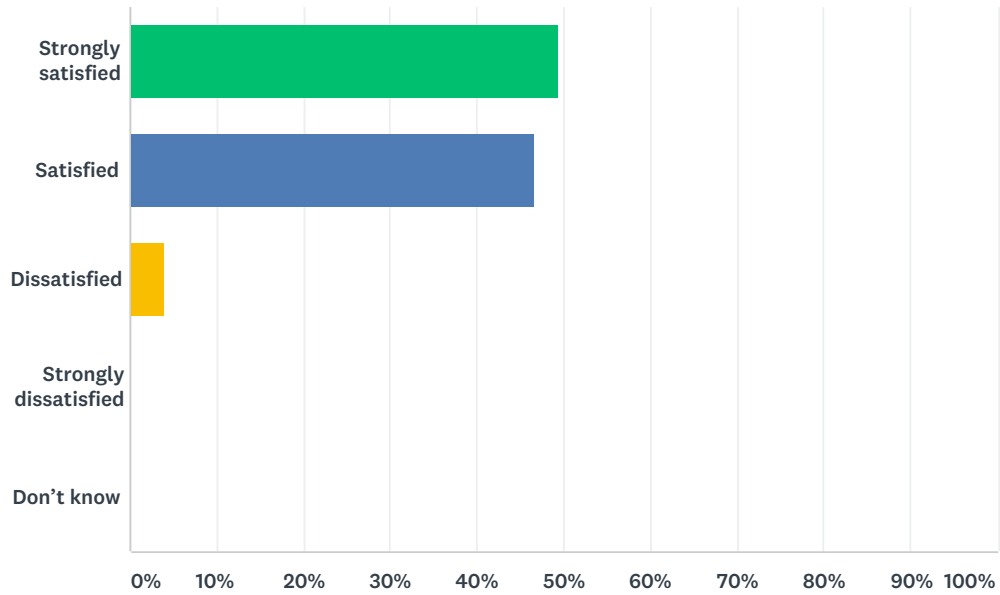
Answered: 75 Skipped: 4



ANSWER CHOICES	RESPONSES	
Strongly satisfied	45.33%	34
Satisfied	50.67%	38
Dissatisfied	2.67%	2
Strongly dissatisfied	0.00%	0
Don't know	1.33%	1
<b>TOTAL</b>		<b>75</b>

## Q10 How satisfied are you with the quality of teaching at your child's school?

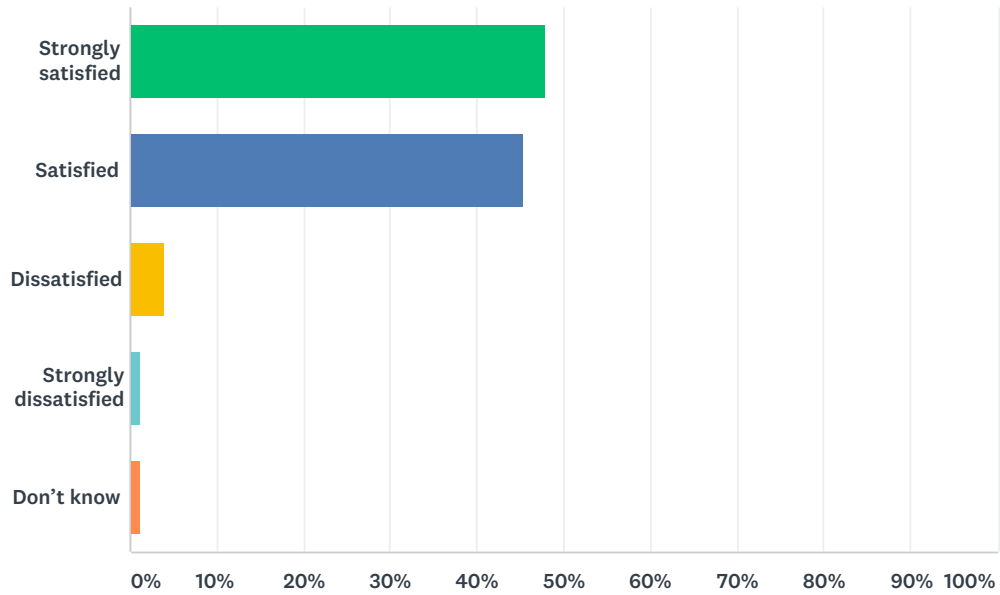
Answered: 75 Skipped: 4



ANSWER CHOICES	RESPONSES	
Strongly satisfied	49.33%	37
Satisfied	46.67%	35
Dissatisfied	4.00%	3
Strongly dissatisfied	0.00%	0
Don't know	0.00%	0
<b>TOTAL</b>		<b>75</b>

## Q11 How satisfied are you with the leadership in your child's school?

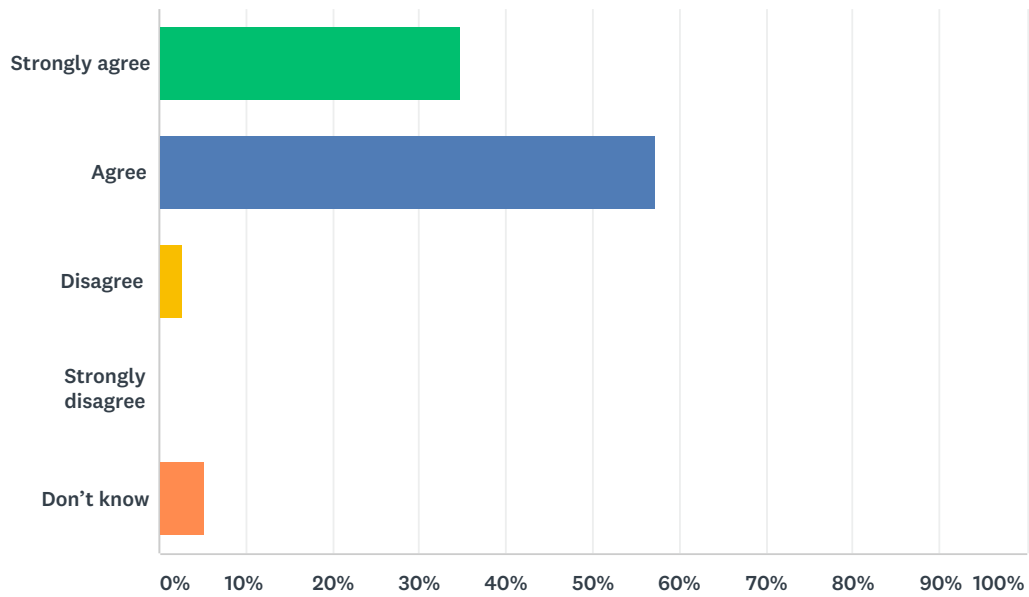
Answered: 75 Skipped: 4



ANSWER CHOICES	RESPONSES	
Strongly satisfied	48.00%	36
Satisfied	45.33%	34
Dissatisfied	4.00%	3
Strongly dissatisfied	1.33%	1
Don't know	1.33%	1
<b>TOTAL</b>		<b>75</b>

## Q12 The rights and responsibilities of citizenship are reinforced in my child's school.

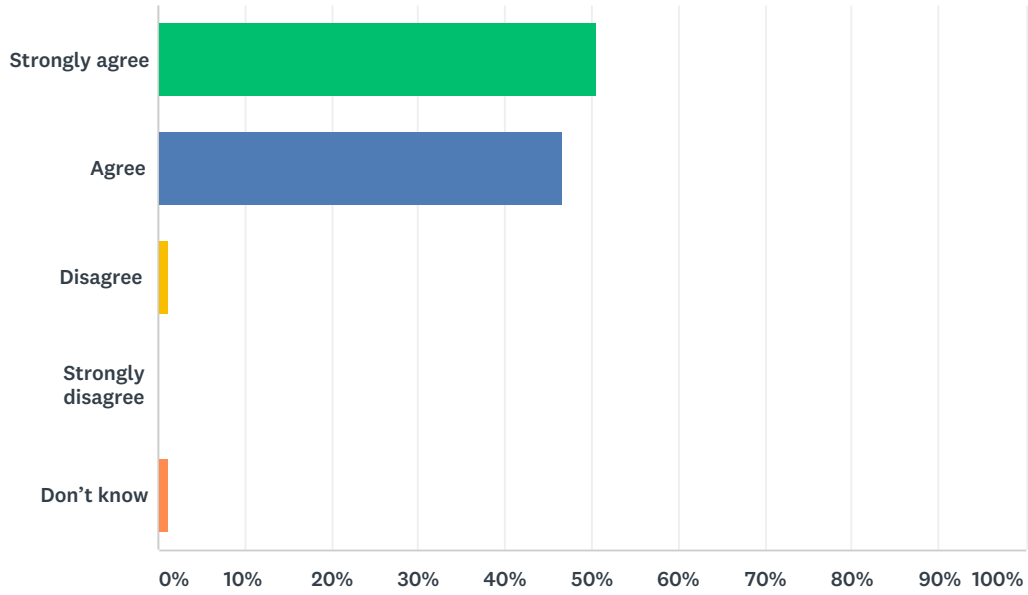
Answered: 75 Skipped: 4



ANSWER CHOICES	RESPONSES	
Strongly agree	34.67%	26
Agree	57.33%	43
Disagree	2.67%	2
Strongly disagree	0.00%	0
Don't know	5.33%	4
<b>TOTAL</b>		<b>75</b>

### Q13 The school staff care about my child.

Answered: 75 Skipped: 4

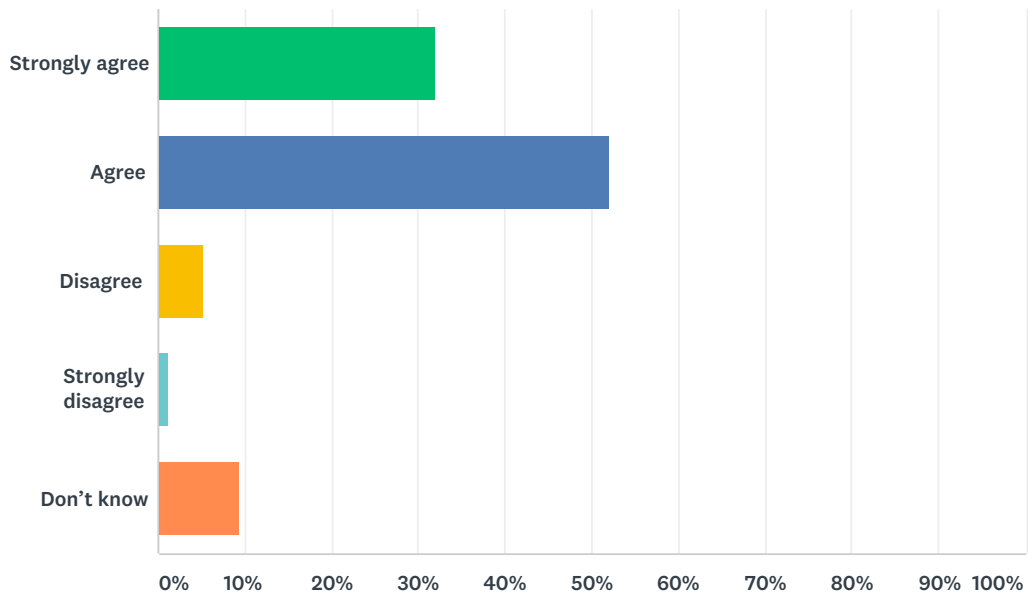


ANSWER CHOICES	RESPONSES	
Strongly agree	50.67%	38
Agree	46.67%	35
Disagree	1.33%	1
Strongly disagree	0.00%	0
Don't know	1.33%	1
<b>TOTAL</b>		<b>75</b>



## Q14 Discipline is handled in a fair and reasonable manner in my child's school.

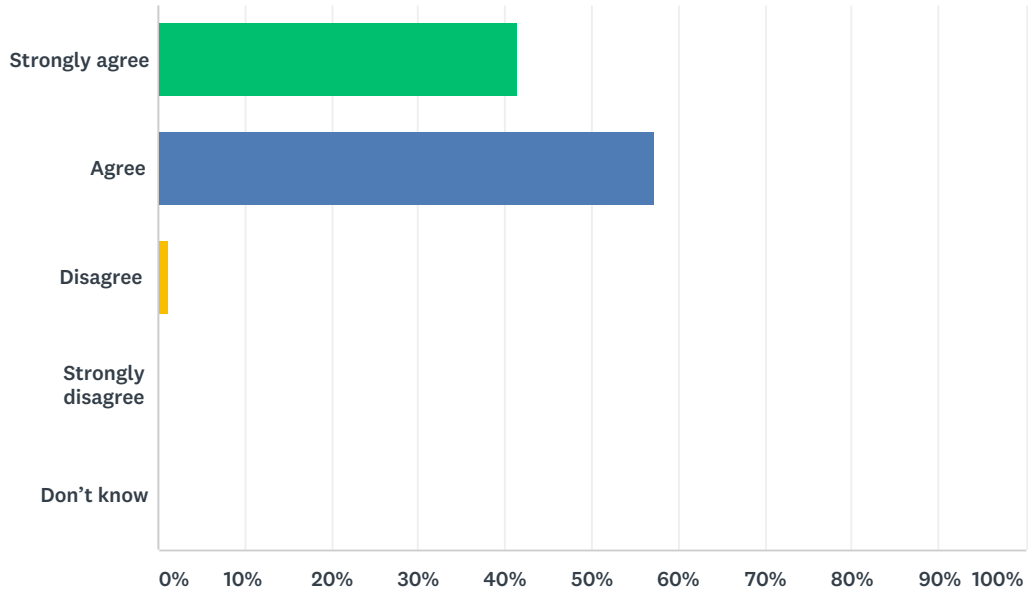
Answered: 75 Skipped: 4



ANSWER CHOICES	RESPONSES	
Strongly agree	32.00%	24
Agree	52.00%	39
Disagree	5.33%	4
Strongly disagree	1.33%	1
Don't know	9.33%	7
<b>TOTAL</b>		<b>75</b>

### Q15 My child's school is safe.

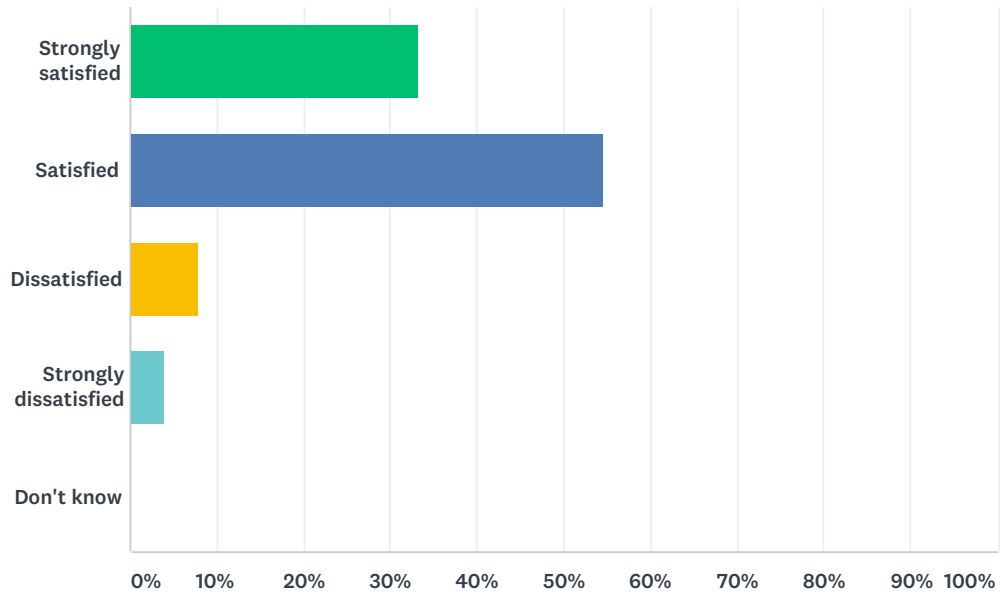
Answered: 75 Skipped: 4



ANSWER CHOICES	RESPONSES	
Strongly agree	41.33%	31
Agree	57.33%	43
Disagree	1.33%	1
Strongly disagree	0.00%	0
Don't know	0.00%	0
<b>TOTAL</b>		<b>75</b>

## Q16 How satisfied are you with the resources available to support your child's learning?

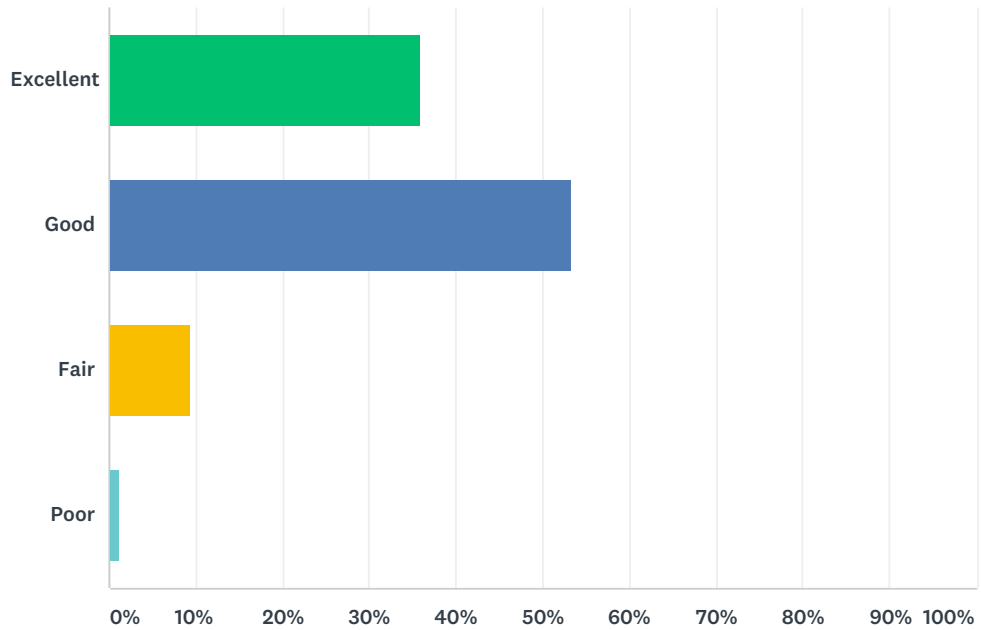
Answered: 75 Skipped: 4



ANSWER CHOICES	RESPONSES	
Strongly satisfied	33.33%	25
Satisfied	54.67%	41
Dissatisfied	8.00%	6
Strongly dissatisfied	4.00%	3
Don't know	0.00%	0
<b>TOTAL</b>		<b>75</b>

### Q17 How would you rate the physical condition of your child's school?

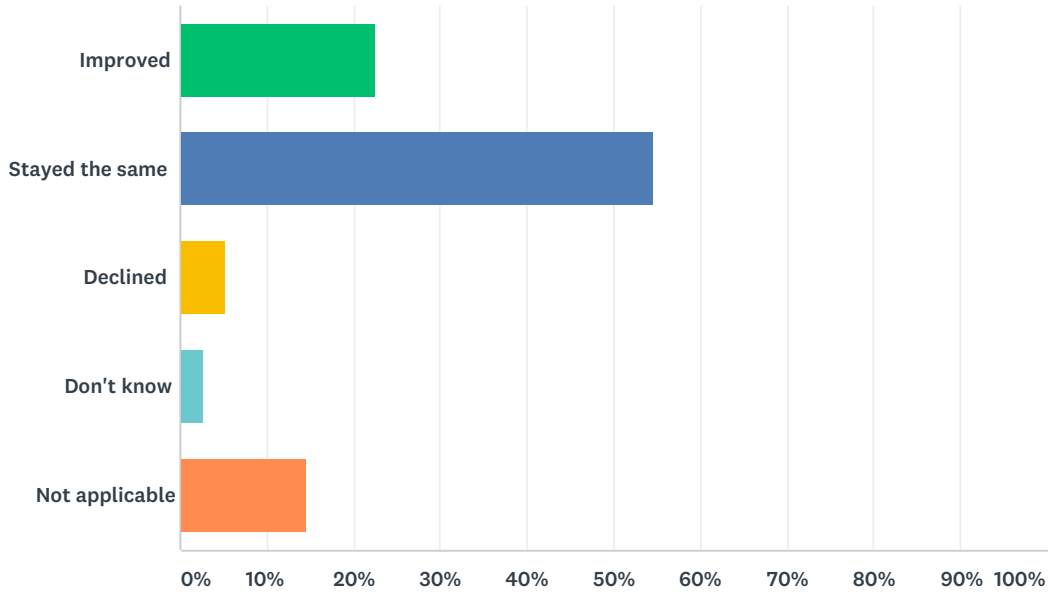
Answered: 75 Skipped: 4



ANSWER CHOICES	RESPONSES	
Excellent	36.00%	27
Good	53.33%	40
Fair	9.33%	7
Poor	1.33%	1
TOTAL		75

### Q18 In your opinion, has the quality of education your child has experienced at school improved, stayed the same or declined in the past three years?

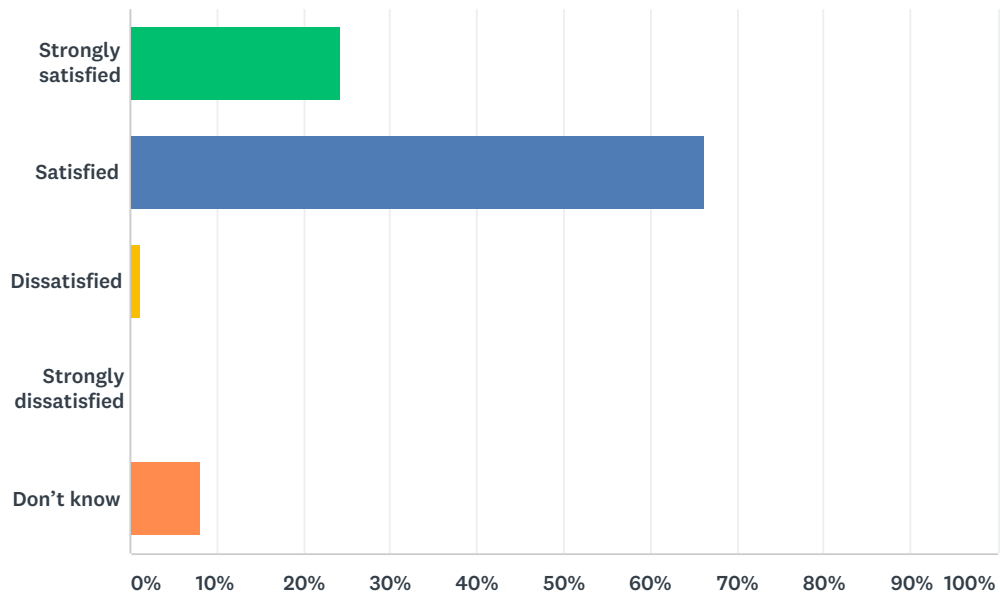
Answered: 75 Skipped: 4



ANSWER CHOICES	RESPONSES	
Improved	22.67%	17
Stayed the same	54.67%	41
Declined	5.33%	4
Don't know	2.67%	2
Not applicable	14.67%	11
<b>TOTAL</b>		<b>75</b>

## Q19 How satisfied are you with the opportunity to be involved in decisions at your child's school?

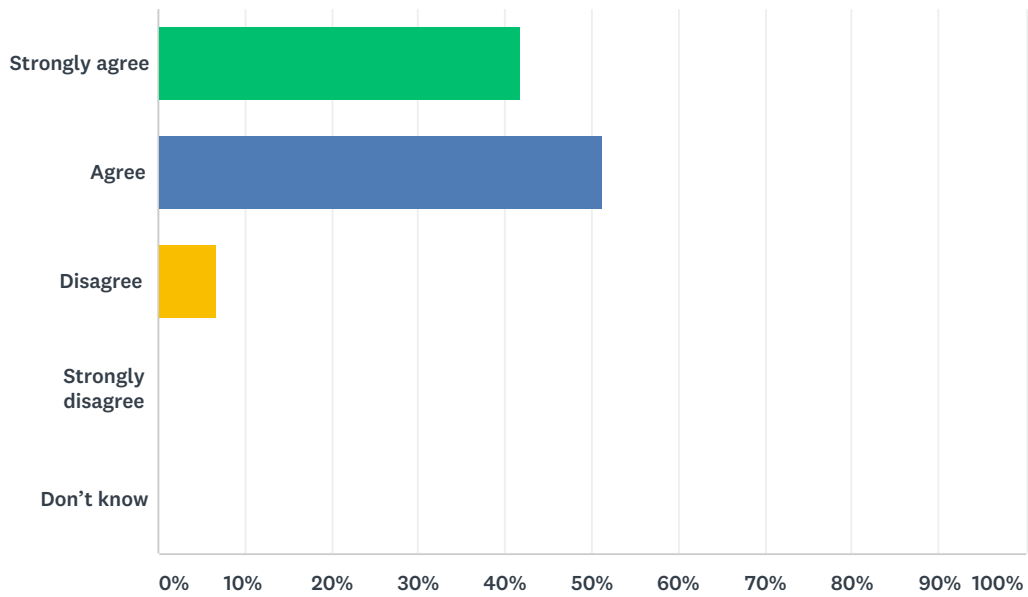
Answered: 74 Skipped: 5



ANSWER CHOICES	RESPONSES	
Strongly satisfied	24.32%	18
Satisfied	66.22%	49
Dissatisfied	1.35%	1
Strongly dissatisfied	0.00%	0
Don't know	8.11%	6
<b>TOTAL</b>		<b>74</b>

## Q20 The school keeps me informed about my child's progress and achievement.

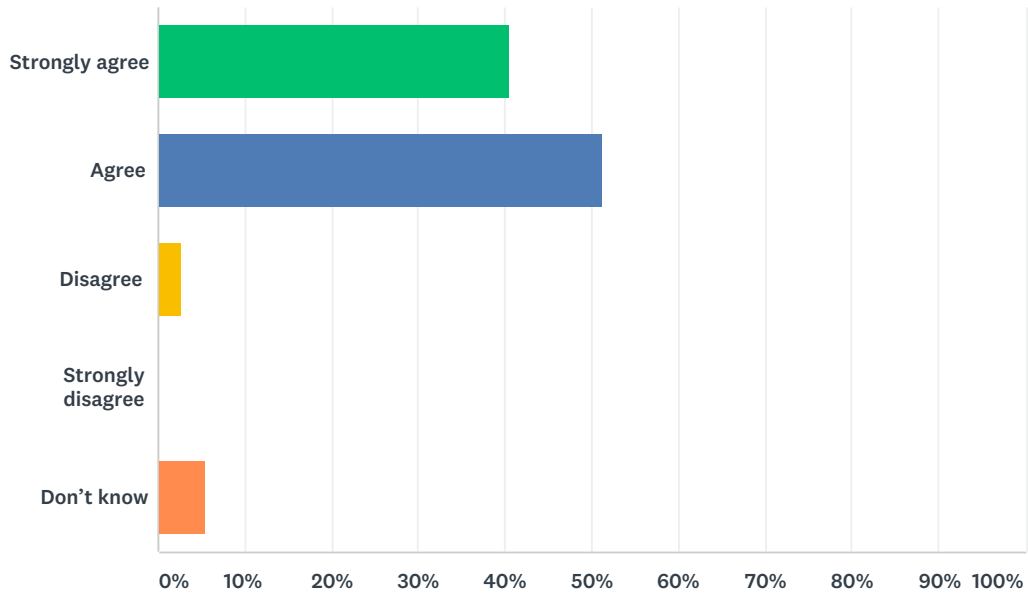
Answered: 74 Skipped: 5



ANSWER CHOICES	RESPONSES	
Strongly agree	41.89%	31
Agree	51.35%	38
Disagree	6.76%	5
Strongly disagree	0.00%	0
Don't know	0.00%	0
<b>TOTAL</b>		<b>74</b>

## Q21 There is open and honest communication within my child's school.

Answered: 74 Skipped: 5

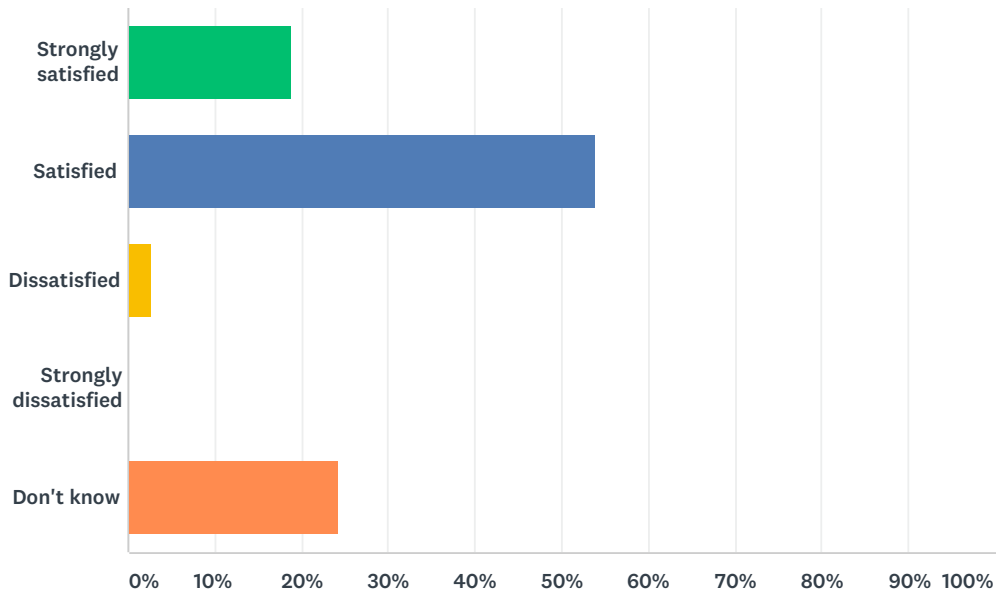


ANSWER CHOICES	RESPONSES	
Strongly agree	40.54%	30
Agree	51.35%	38
Disagree	2.70%	2
Strongly disagree	0.00%	0
Don't know	5.41%	4
<b>TOTAL</b>		<b>74</b>



Q22 How satisfied are you with the community partnerships that may be established at your school? For example: Saffron, KEYS program, Green Certificate, lunch programs, after-school programs, RAP, Tools for School, Scratch Day, Entrepreneurial Adventure, scholarships/grants, etc.

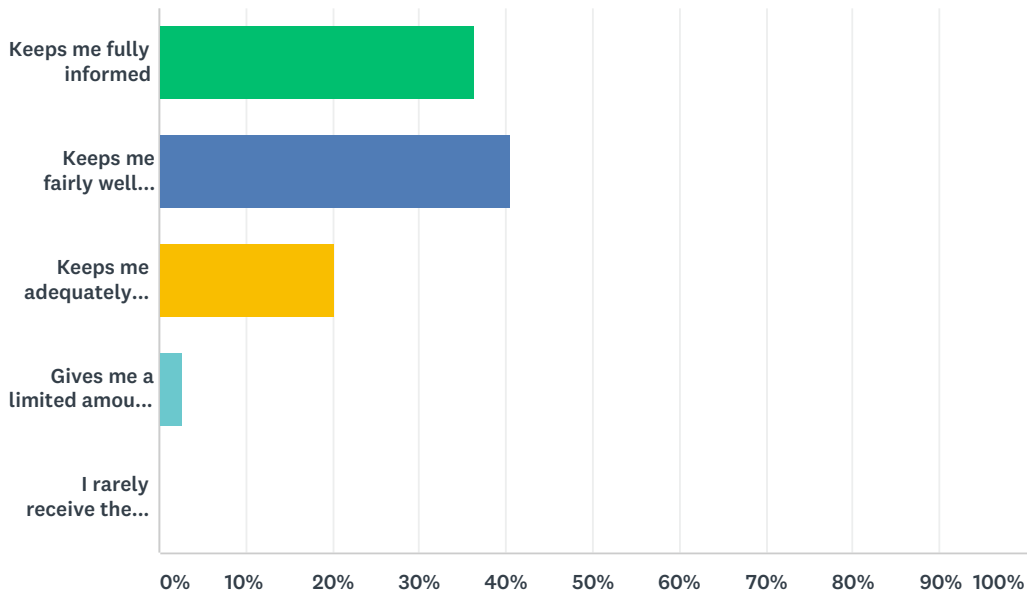
Answered: 74 Skipped: 5



ANSWER CHOICES	RESPONSES	
Strongly satisfied	18.92%	14
Satisfied	54.05%	40
Dissatisfied	2.70%	2
Strongly dissatisfied	0.00%	0
Don't know	24.32%	18
<b>TOTAL</b>		<b>74</b>

Q23 Elk Island Public Schools appreciates the opportunity to stay connected with parents about news, activities, programs and other matters of importance. What is your impression of the communication you receive from your child's school?

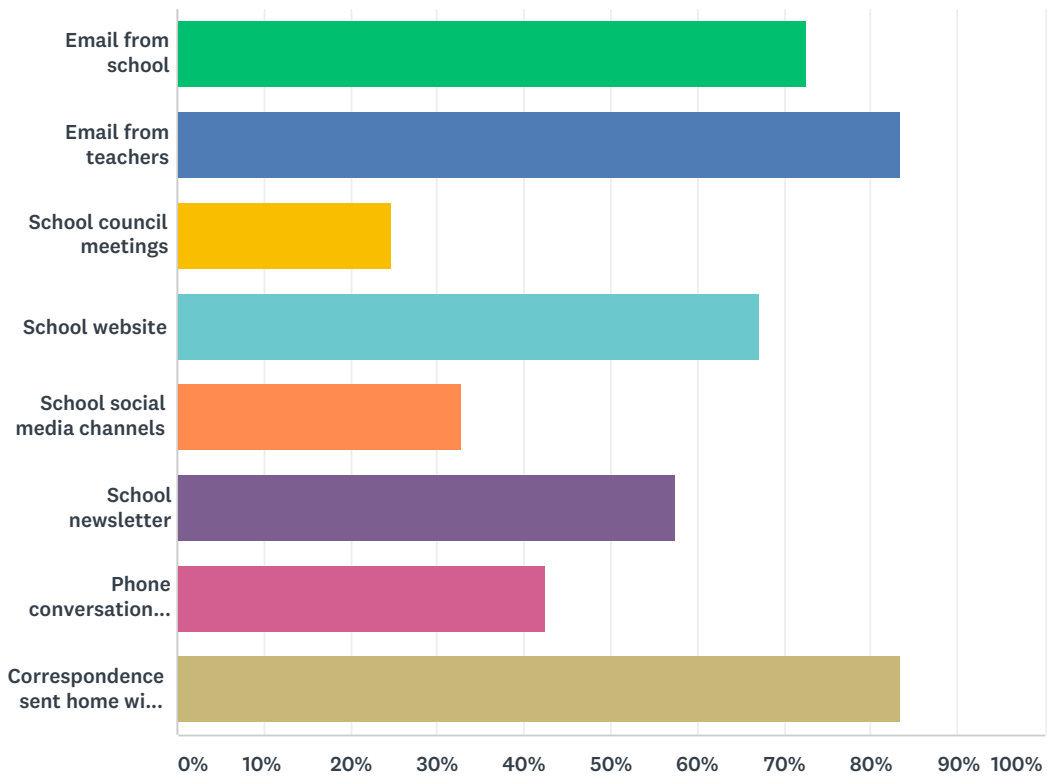
Answered: 74 Skipped: 5



ANSWER CHOICES	RESPONSES	
Keeps me fully informed	36.49%	27
Keeps me fairly well informed	40.54%	30
Keeps me adequately informed	20.27%	15
Gives me a limited amount of information	2.70%	2
I rarely receive the information I need	0.00%	0
<b>TOTAL</b>		<b>74</b>

### Q24 Do you regularly make use of the following to keep up to date on school activities, programs, etc.? Check all that apply.

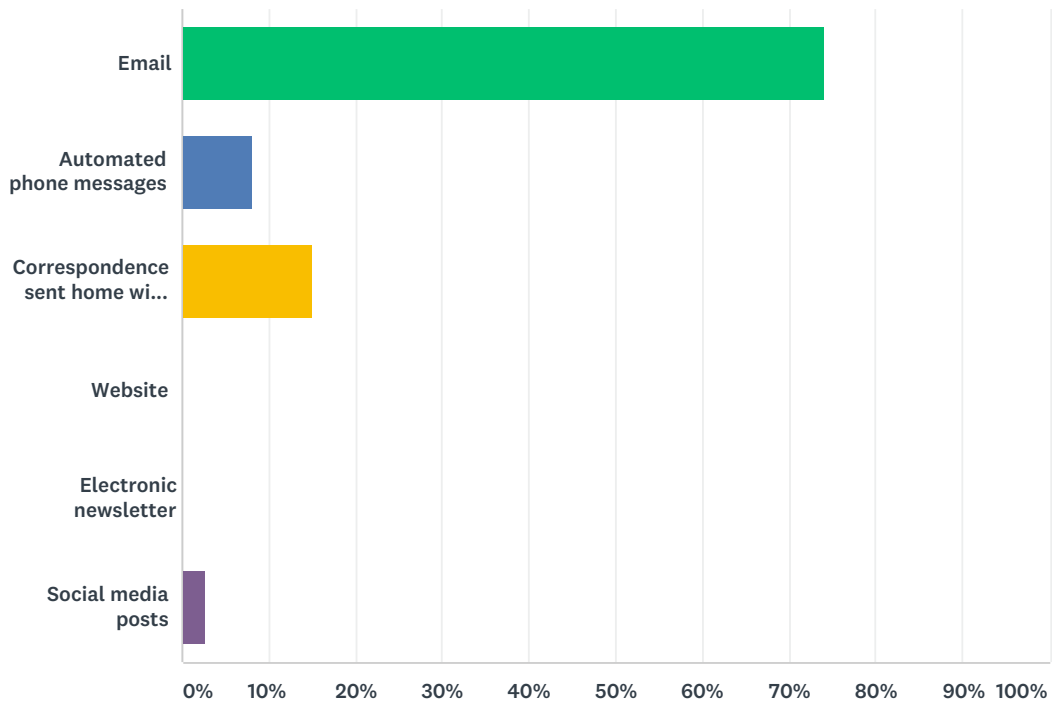
Answered: 73 Skipped: 6



ANSWER CHOICES	RESPONSES	
Email from school	72.60%	53
Email from teachers	83.56%	61
School council meetings	24.66%	18
School website	67.12%	49
School social media channels	32.88%	24
School newsletter	57.53%	42
Phone conversations with school and/or teachers	42.47%	31
Correspondence sent home with your child	83.56%	61
Total Respondents: 73		

## Q25 What is your most preferred method of communication from the school and Division?

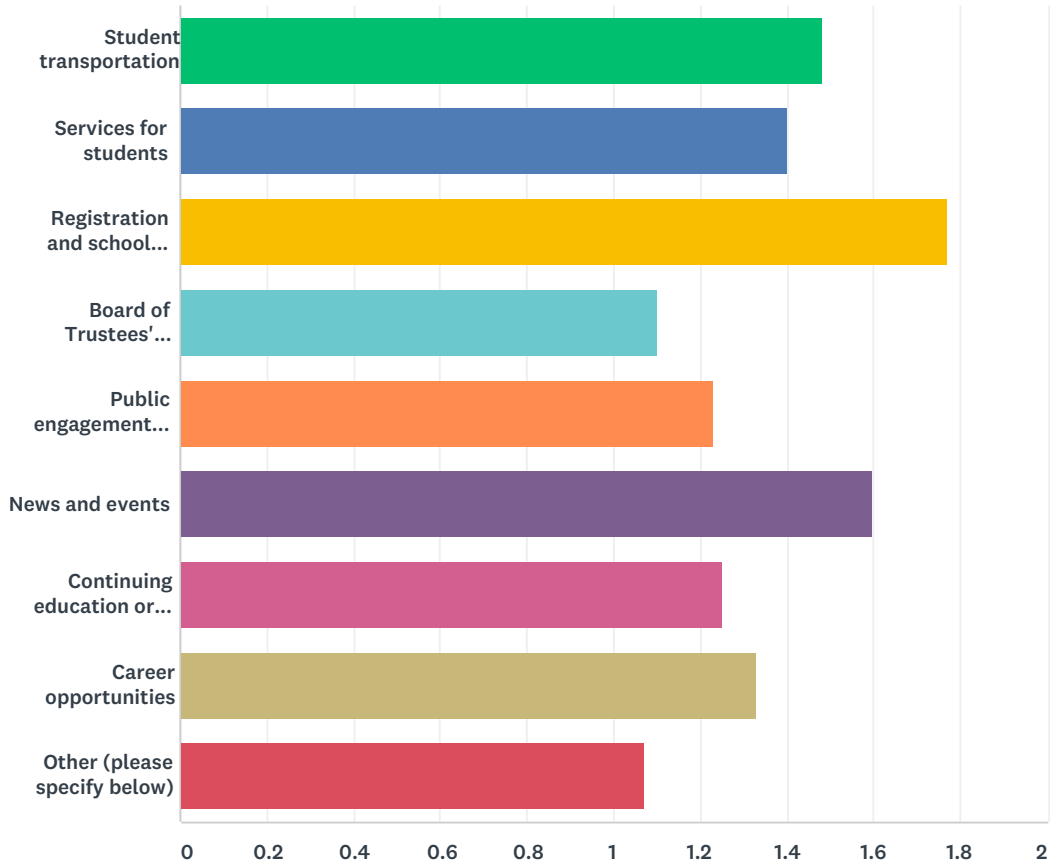
Answered: 73 Skipped: 6



ANSWER CHOICES	RESPONSES	
Email	73.97%	54
Automated phone messages	8.22%	6
Correspondence sent home with your child	15.07%	11
Website	0.00%	0
Electronic newsletter	0.00%	0
Social media posts	2.74%	2
<b>TOTAL</b>		<b>73</b>

Q26 Do you visit the Division website (www.eips.ca) for information on:

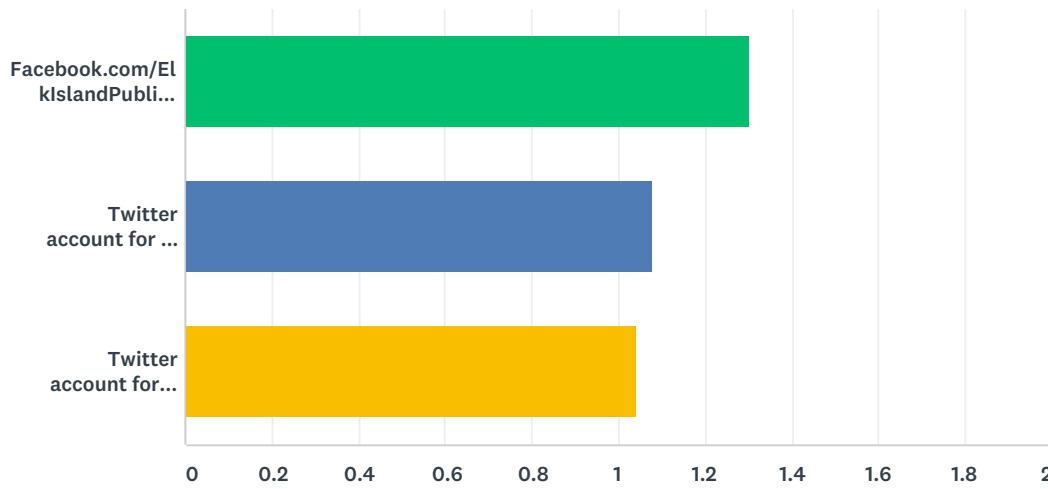
Answered: 73 Skipped: 6



	YES	NO	TOTAL	WEIGHTED AVERAGE
Student transportation	47.95% 35	52.05% 38	73	1.48
Services for students	39.73% 29	60.27% 44	73	1.40
Registration and school boundaries	76.71% 56	23.29% 17	73	1.77
Board of Trustees' meetings	9.59% 7	90.41% 66	73	1.10
Public engagement initiatives	23.29% 17	76.71% 56	73	1.23
News and events	60.27% 44	39.73% 29	73	1.60
Continuing education or summer courses	24.66% 18	75.34% 55	73	1.25
Career opportunities	32.88% 24	67.12% 49	73	1.33
Other (please specify below)	6.85% 5	93.15% 68	73	1.07

### Q27 Elk Island Public Schools shares news and information on its social media channels. Do you follow:

Answered: 73 Skipped: 6



	YES	NO	TOTAL	WEIGHTED AVERAGE
Facebook.com/ElkIslandPublicSchools	30.14% 22	69.86% 51	73	1.30
Twitter account for the Division (@eips)	8.22% 6	91.78% 67	73	1.08
Twitter account for EIPS Student Transportation (@eipsST)	4.11% 3	95.89% 70	73	1.04