

**Q1 What school does your child currently attend? If you have more than one child attending an EIPS school or a child who attends classes at more than one school, complete this survey for each one.**

Answered: 70 Skipped: 0

A.L. Horton Elementary																	
Andrew School																	
Ardrossan Elementary																	
Ardrossan Junior Senio...																	
Bev Facey Community High																	
Brentwood Elementary																	
Bruderheim School																	
Clover Bar Junior High																	
Davidson Creek Elementary																	
École Campbelltown																	
École Parc Élémentaire																	
F.R. Haythorne Junior High																	
Fort Saskatchewan...																	
Fort Saskatchewan...																	
Fort Saskatchewan...																	
Fultonvale Elementary...																	
Glen Allan Elementary																	
Heritage Hills																	

# 2022-23 EIPS Annual Feedback Survey: Parents and Caregivers

Percentage of Parents	Percentage of Caregivers	Percentage of Total	Percentage of Total	Percentage of Total	Percentage of Total	Percentage of Total	Percentage of Total	Percentage of Total	Percentage of Total
Heritage Hills Elementary									
James Mowat Elementary									
Lakeland Ridge									
Lamont Elementary									
Lamont High									
Mills Haven Elementary									
Mundare School									
Next Step/Outreach									
Pine Street Elementary									
Rudolph Hennig Junior High									
Salisbury Composite High									
Sherwood Heights Juni...									
SouthPointe School									
Strathcona Christian...									
Strathcona Christian...									
Uncas Elementary									
Vegreville Composite High									
Wes Hosford Elementary									
Westboro Elementary									
Win Ferguson Elementary									
Woodbridge Farms...									

## 2022-23 EIPS Annual Feedback Survey: Parents and Caregivers

0% 10% 20% 30% 40% 50% 60% 70% 80% 90% 100%

2022-23 EIPS Annual Feedback Survey: Parents and Caregivers

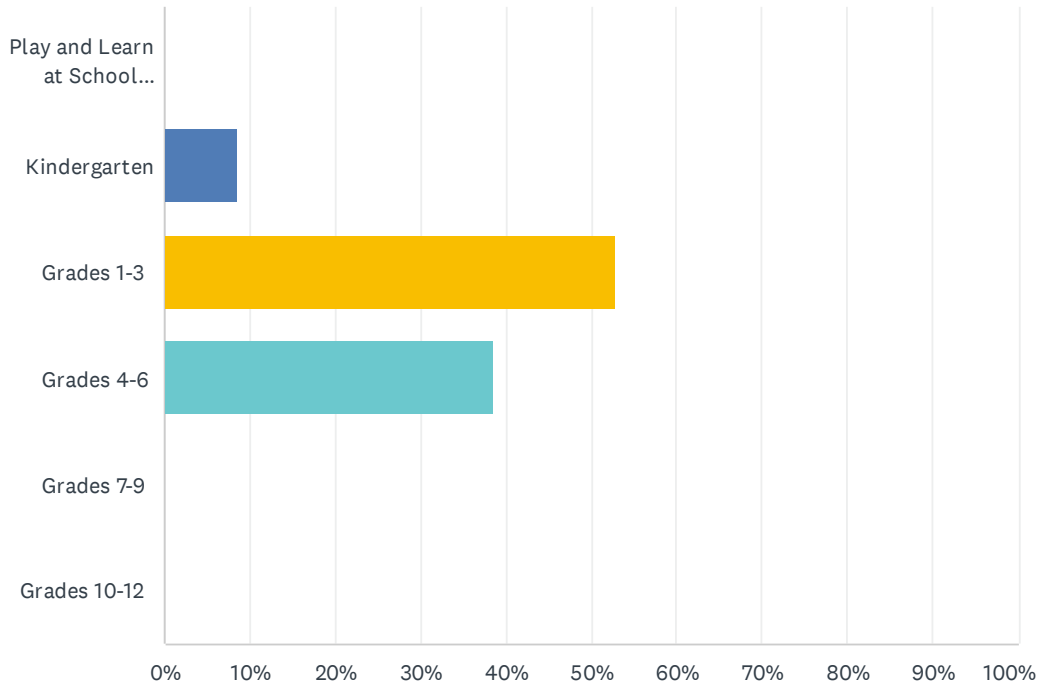
ANSWER CHOICES	RESPONSES	
A.L. Horton Elementary	0.00%	0
Andrew School	0.00%	0
Ardrossan Elementary	0.00%	0
Ardrossan Junior Senior High	0.00%	0
Bev Facey Community High	0.00%	0
Brentwood Elementary	0.00%	0
Bruderheim School	0.00%	0
Clover Bar Junior High	0.00%	0
Davidson Creek Elementary	0.00%	0
École Campbelltown	0.00%	0
École Parc Élémentaire	0.00%	0
F.R. Haythorne Junior High	0.00%	0
Fort Saskatchewan Christian	0.00%	0
Fort Saskatchewan Elementary	0.00%	0
Fort Saskatchewan High	0.00%	0
Fultonvale Elementary Junior High	0.00%	0
Glen Allan Elementary	0.00%	0
Heritage Hills Elementary	0.00%	0
James Mowat Elementary	0.00%	0
Lakeland Ridge	0.00%	0
Lamont Elementary	0.00%	0
Lamont High	0.00%	0
Mills Haven Elementary	0.00%	0
Mundare School	0.00%	0
Next Step/Outreach	0.00%	0
Pine Street Elementary	0.00%	0
Rudolph Hennig Junior High	0.00%	0
Salisbury Composite High	0.00%	0
Sherwood Heights Junior High	0.00%	0
SouthPointe School	0.00%	0
Strathcona Christian Academy Elementary	0.00%	0
Strathcona Christian Academy Secondary	0.00%	0

## 2022-23 EIPS Annual Feedback Survey: Parents and Caregivers

Uncas Elementary	0.00%	0
Vegreville Composite High	0.00%	0
Wes Hosford Elementary	0.00%	0
Westboro Elementary	0.00%	0
Win Ferguson Elementary	100.00%	70
Woodbridge Farms Elementary	0.00%	0
<b>TOTAL</b>		<b>70</b>

## Q2 What grade is your child currently in?

Answered: 70 Skipped: 0



ANSWER CHOICES	RESPONSES	
Play and Learn at School (PALS)	0.00%	0
Kindergarten	8.57%	6
Grades 1-3	52.86%	37
Grades 4-6	38.57%	27
Grades 7-9	0.00%	0
Grades 10-12	0.00%	0
<b>TOTAL</b>		<b>70</b>

### Q3 As a result of being in the Play and Learn at School (PALS) program, my child's demonstrating growth in their development.

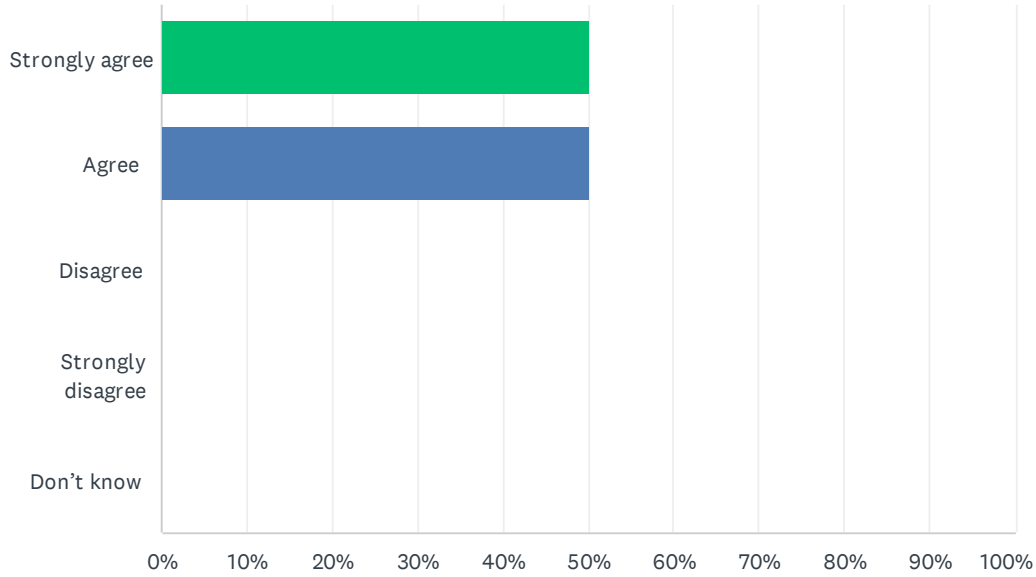
Answered: 0 Skipped: 70

 No matching responses.

ANSWER CHOICES	RESPONSES
Strongly agree	0.00% 0
Agree	0.00% 0
Disagree	0.00% 0
Strongly disagree	0.00% 0
Don't know	0.00% 0
TOTAL	0

## Q4 As a result of being in the kindergarten program, my child's becoming ready to enter Grade 1.

Answered: 6 Skipped: 64

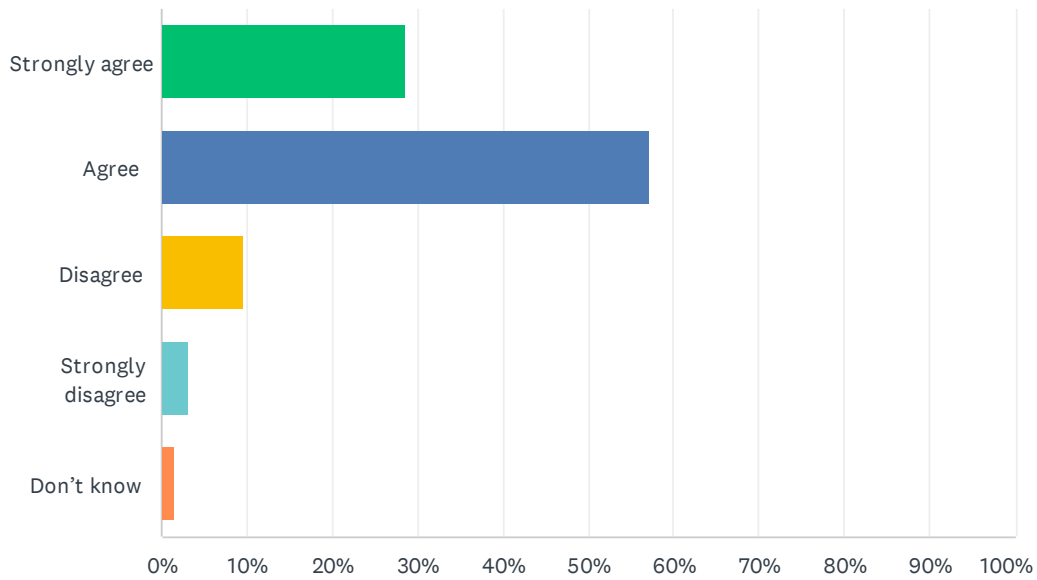


ANSWER CHOICES	RESPONSES	
Strongly agree	50.00%	3
Agree	50.00%	3
Disagree	0.00%	0
Strongly disagree	0.00%	0
Don't know	0.00%	0
<b>TOTAL</b>		<b>6</b>



## Q5 My child's individual needs are met.

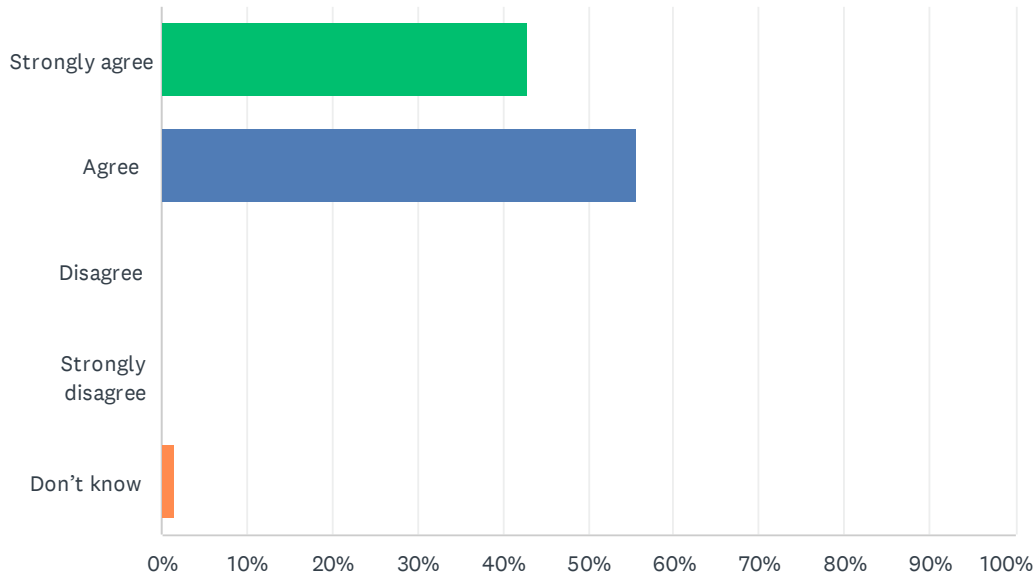
Answered: 63 Skipped: 7



ANSWER CHOICES	RESPONSES	
Strongly agree	28.57%	18
Agree	57.14%	36
Disagree	9.52%	6
Strongly disagree	3.17%	2
Don't know	1.59%	1
<b>TOTAL</b>		<b>63</b>

## Q6 My child's encouraged to do their best.

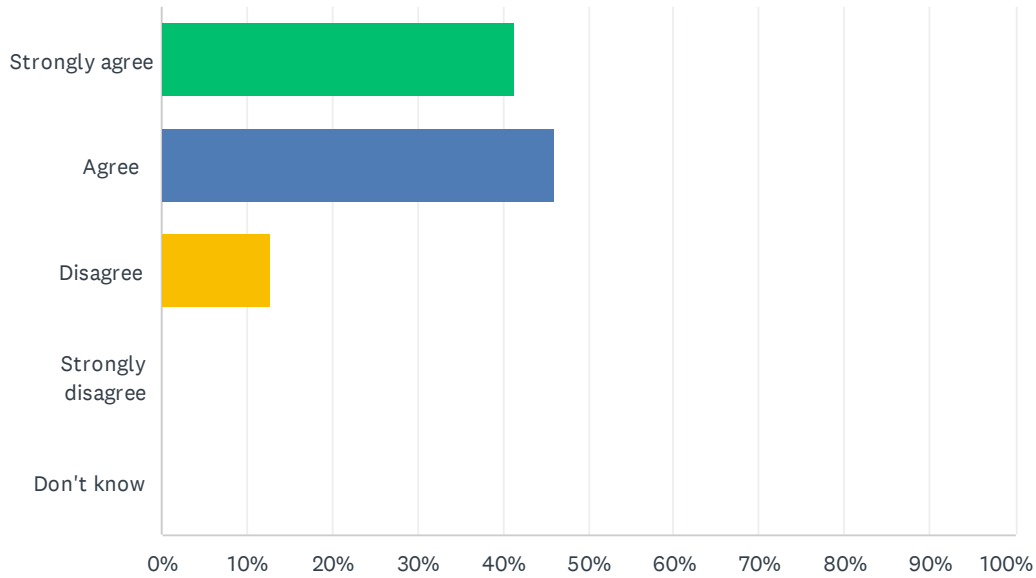
Answered: 63 Skipped: 7



ANSWER CHOICES	RESPONSES	
Strongly agree	42.86%	27
Agree	55.56%	35
Disagree	0.00%	0
Strongly disagree	0.00%	0
Don't know	1.59%	1
<b>TOTAL</b>		<b>63</b>

## Q7 My child's demonstrating growth in literacy.

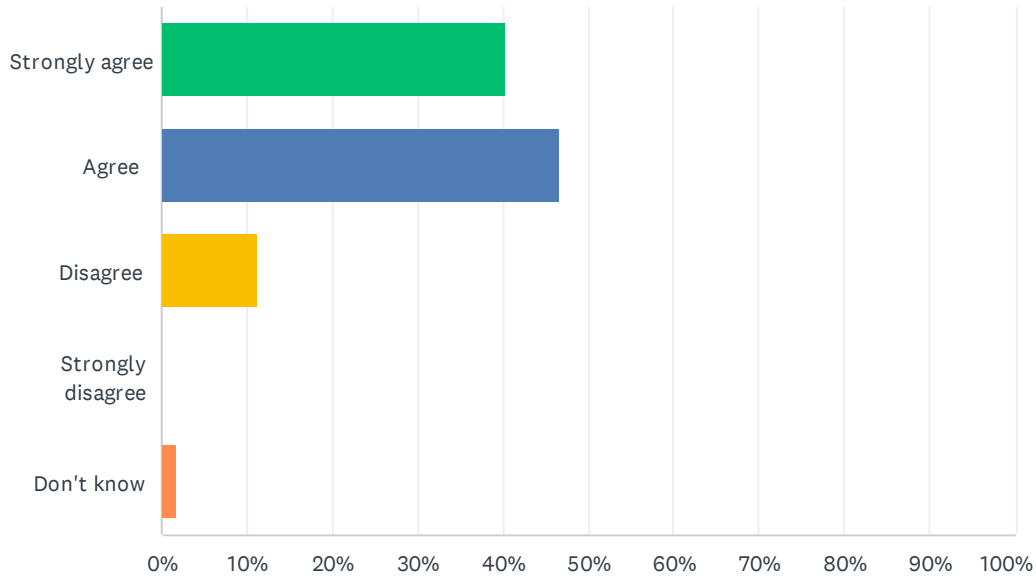
Answered: 63 Skipped: 7



ANSWER CHOICES	RESPONSES	
Strongly agree	41.27%	26
Agree	46.03%	29
Disagree	12.70%	8
Strongly disagree	0.00%	0
Don't know	0.00%	0
<b>TOTAL</b>		<b>63</b>

## Q8 My child's demonstrating growth in numeracy.

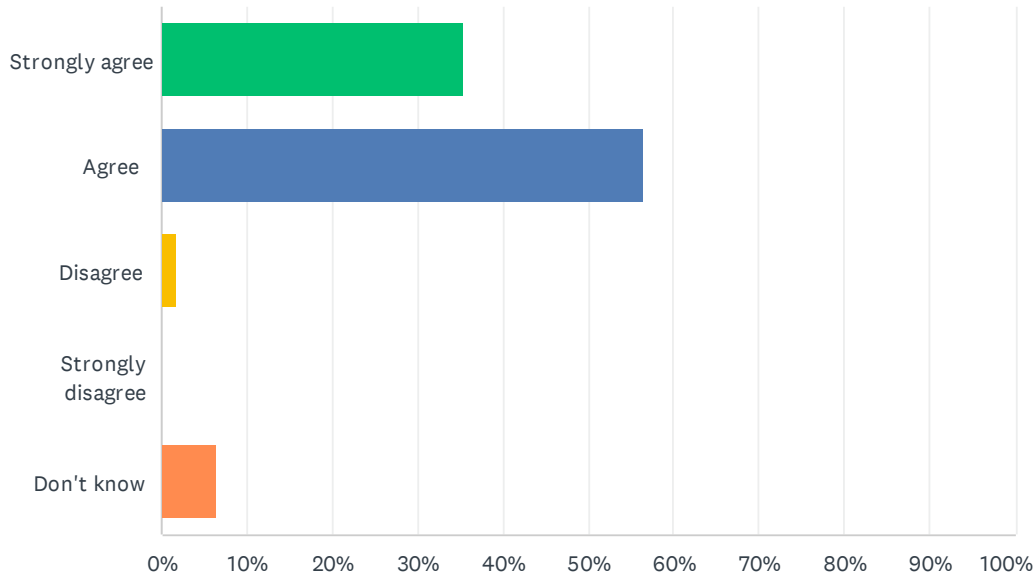
Answered: 62 Skipped: 8



ANSWER CHOICES	RESPONSES	
Strongly agree	40.32%	25
Agree	46.77%	29
Disagree	11.29%	7
Strongly disagree	0.00%	0
Don't know	1.61%	1
<b>TOTAL</b>		<b>62</b>

## Q9 My child has an understanding of First Nations, Métis and Inuit culture and history.

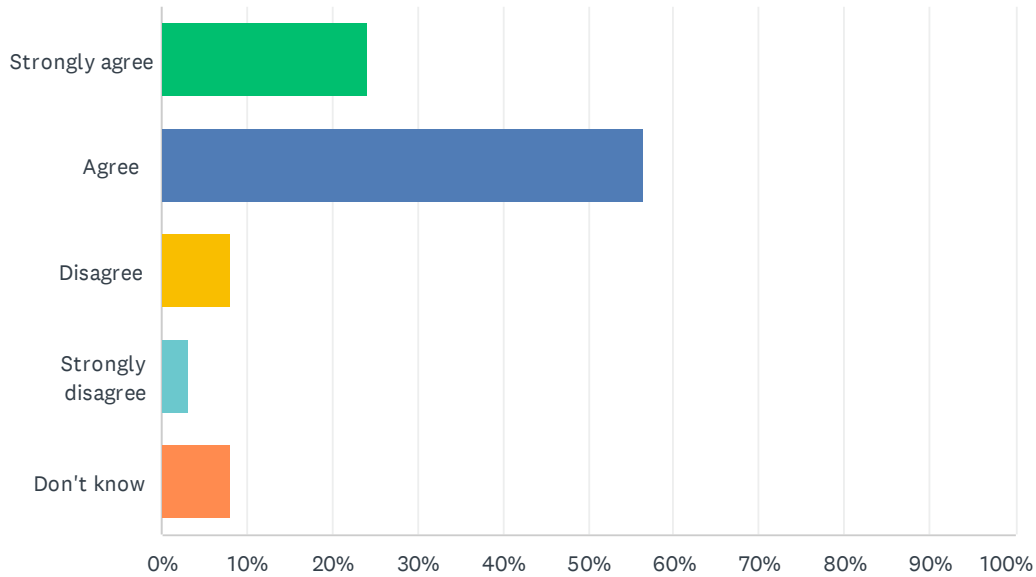
Answered: 62 Skipped: 8



ANSWER CHOICES	RESPONSES	
Strongly agree	35.48%	22
Agree	56.45%	35
Disagree	1.61%	1
Strongly disagree	0.00%	0
Don't know	6.45%	4
<b>TOTAL</b>		<b>62</b>

## Q10 My child's learning the knowledge, skills and attitudes necessary to be successful in life.

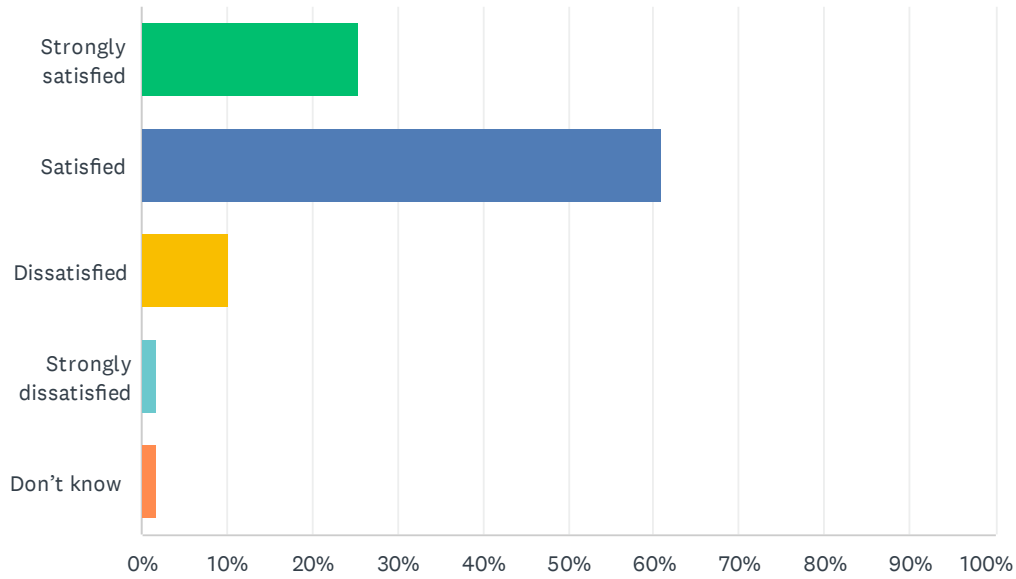
Answered: 62 Skipped: 8



ANSWER CHOICES	RESPONSES	
Strongly agree	24.19%	15
Agree	56.45%	35
Disagree	8.06%	5
Strongly disagree	3.23%	2
Don't know	8.06%	5
<b>TOTAL</b>		<b>62</b>

## Q11 How satisfied are you with the quality of education your child's receiving at school?

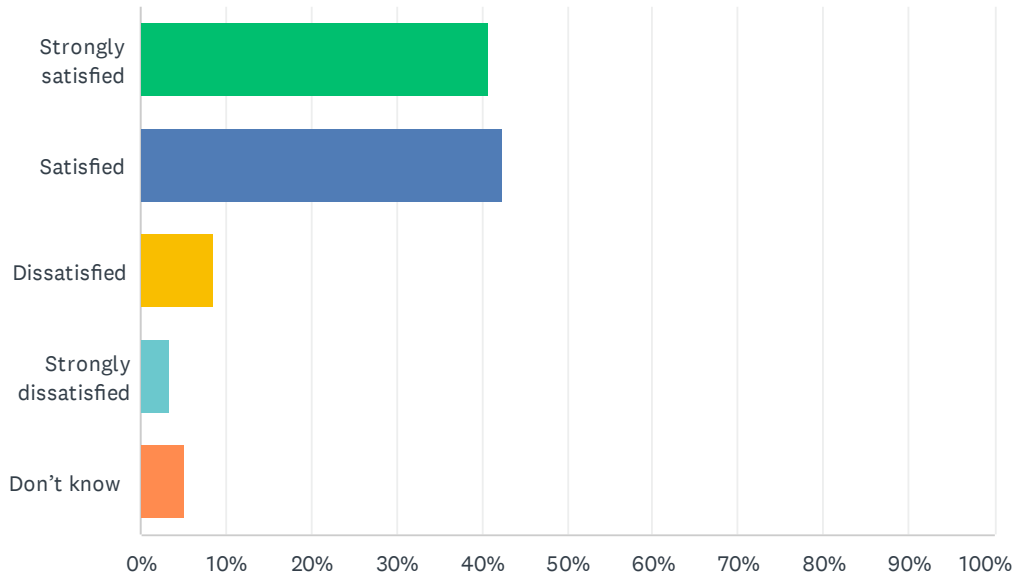
Answered: 59 Skipped: 11



ANSWER CHOICES	RESPONSES	
Strongly satisfied	25.42%	15
Satisfied	61.02%	36
Dissatisfied	10.17%	6
Strongly dissatisfied	1.69%	1
Don't know	1.69%	1
<b>TOTAL</b>		<b>59</b>

## Q12 How satisfied are you with the quality of teaching at your child's school?

Answered: 59 Skipped: 11

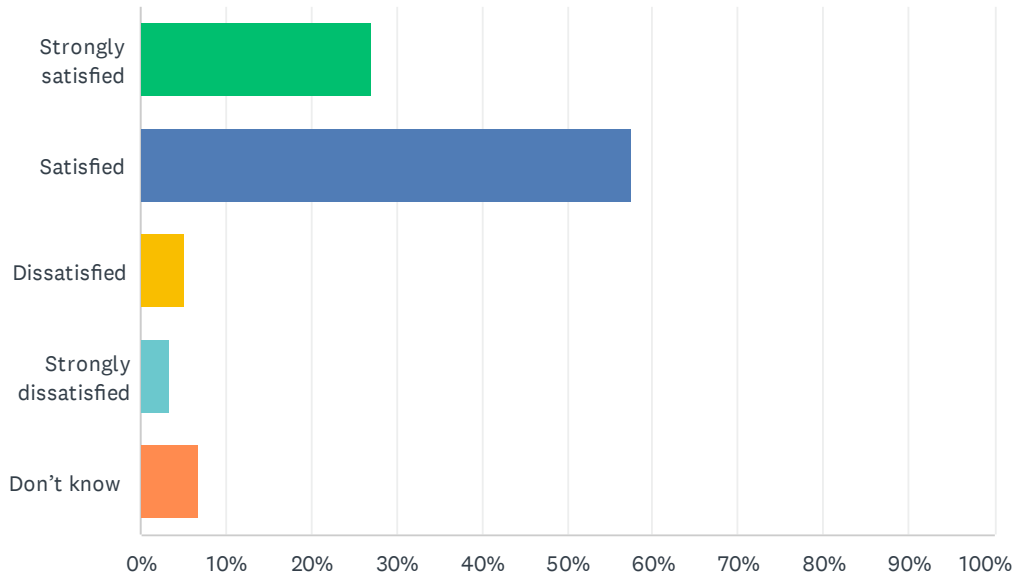


ANSWER CHOICES	RESPONSES	
Strongly satisfied	40.68%	24
Satisfied	42.37%	25
Dissatisfied	8.47%	5
Strongly dissatisfied	3.39%	2
Don't know	5.08%	3
<b>TOTAL</b>		<b>59</b>



## Q13 How satisfied are you with the leadership at your child's school?

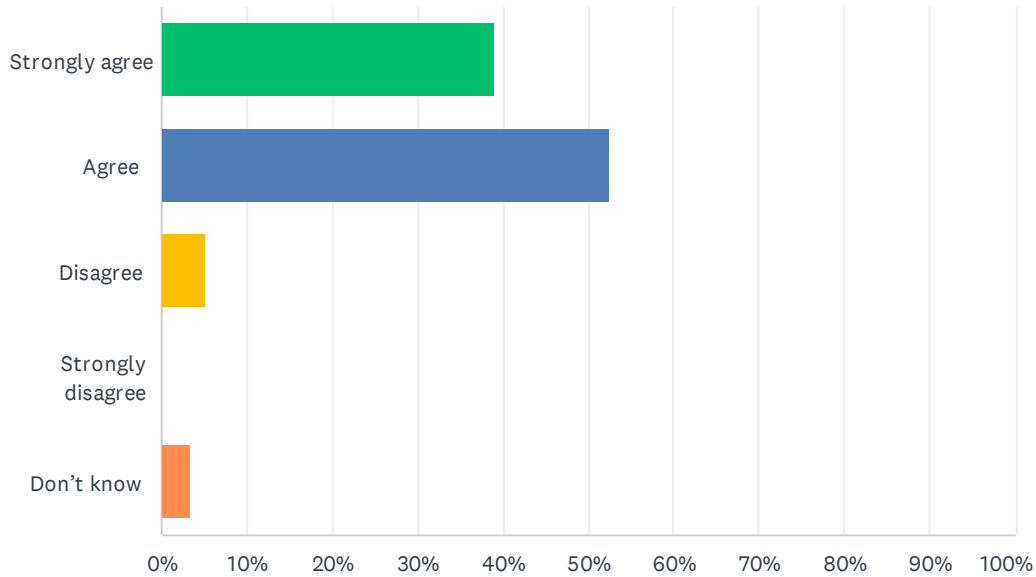
Answered: 59 Skipped: 11



ANSWER CHOICES	RESPONSES	
Strongly satisfied	27.12%	16
Satisfied	57.63%	34
Dissatisfied	5.08%	3
Strongly dissatisfied	3.39%	2
Don't know	6.78%	4
<b>TOTAL</b>		<b>59</b>

### Q14 My child’s school encourages my child to be a responsible, respectful and engaged citizen.

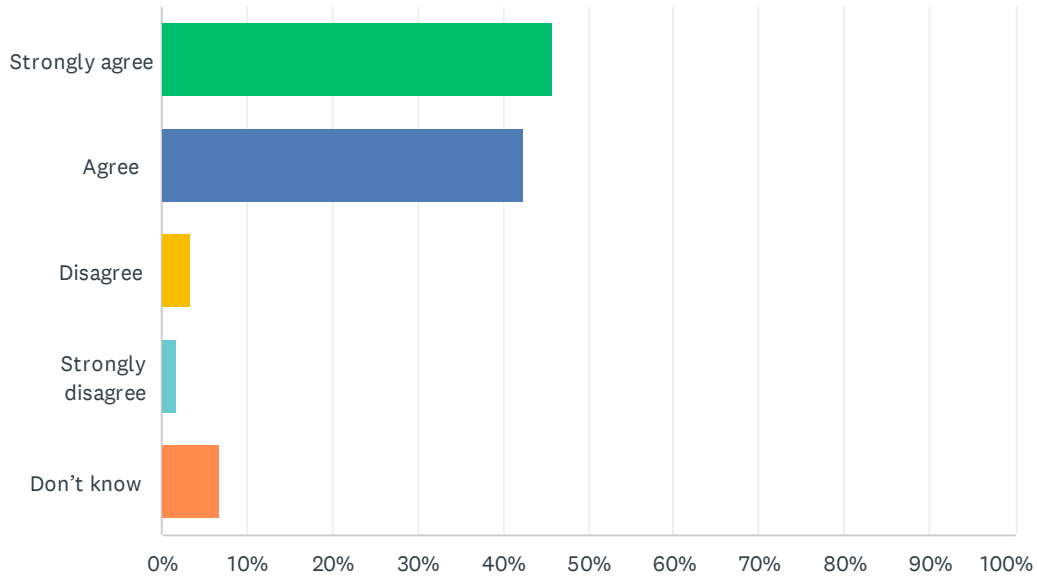
Answered: 59 Skipped: 11



ANSWER CHOICES	RESPONSES	
Strongly agree	38.98%	23
Agree	52.54%	31
Disagree	5.08%	3
Strongly disagree	0.00%	0
Don't know	3.39%	2
<b>TOTAL</b>		<b>59</b>

## Q15 School staff care about my child.

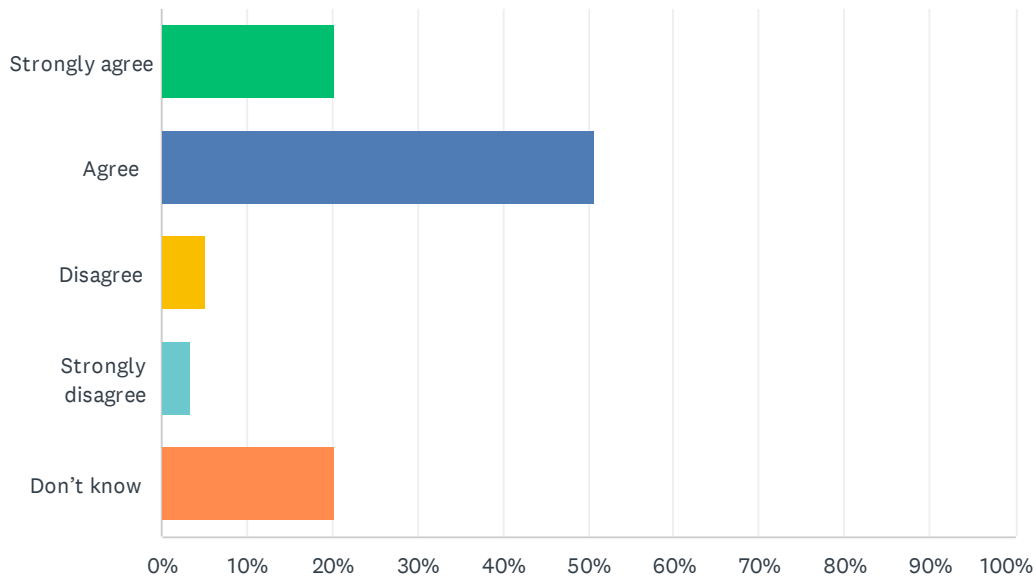
Answered: 59 Skipped: 11



ANSWER CHOICES	RESPONSES	
Strongly agree	45.76%	27
Agree	42.37%	25
Disagree	3.39%	2
Strongly disagree	1.69%	1
Don't know	6.78%	4
<b>TOTAL</b>		<b>59</b>

## Q16 My child's school handles discipline fairly and reasonably.

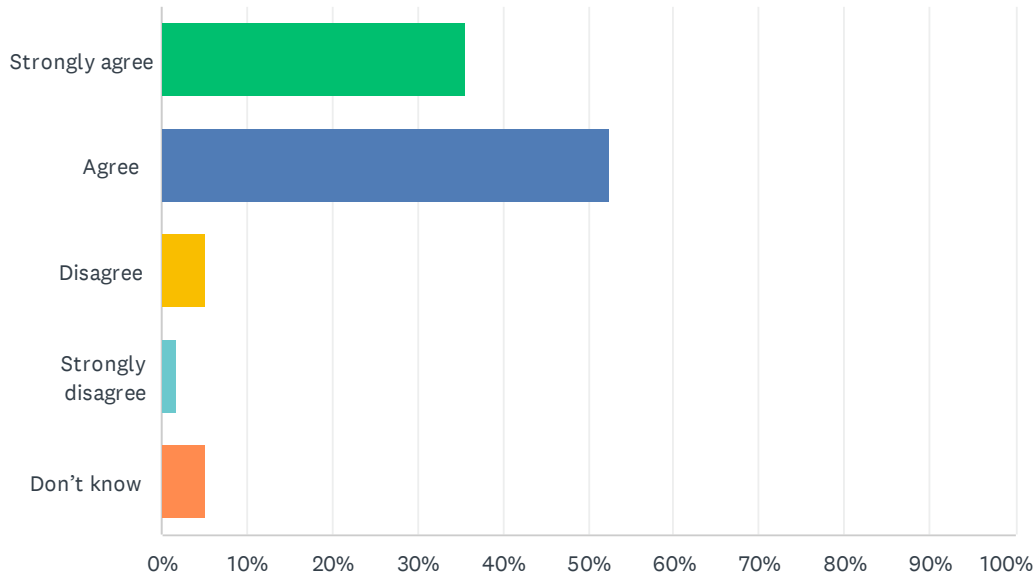
Answered: 59 Skipped: 11



ANSWER CHOICES	RESPONSES	
Strongly agree	20.34%	12
Agree	50.85%	30
Disagree	5.08%	3
Strongly disagree	3.39%	2
Don't know	20.34%	12
<b>TOTAL</b>		<b>59</b>

## Q17 My child's school is safe.

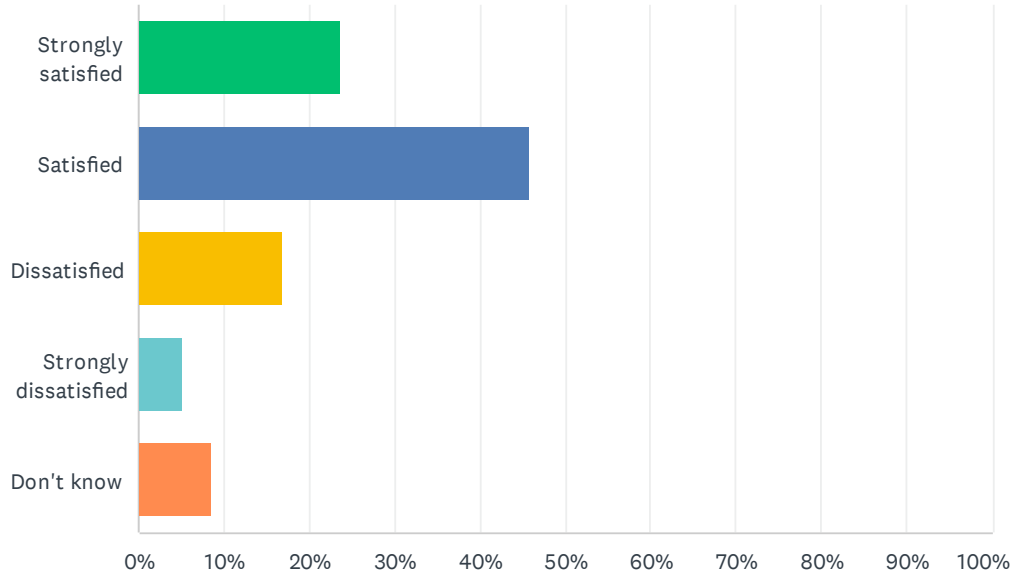
Answered: 59 Skipped: 11



ANSWER CHOICES	RESPONSES	
Strongly agree	35.59%	21
Agree	52.54%	31
Disagree	5.08%	3
Strongly disagree	1.69%	1
Don't know	5.08%	3
<b>TOTAL</b>		<b>59</b>

## Q18 How satisfied are you with the resources available to support your child's learning?

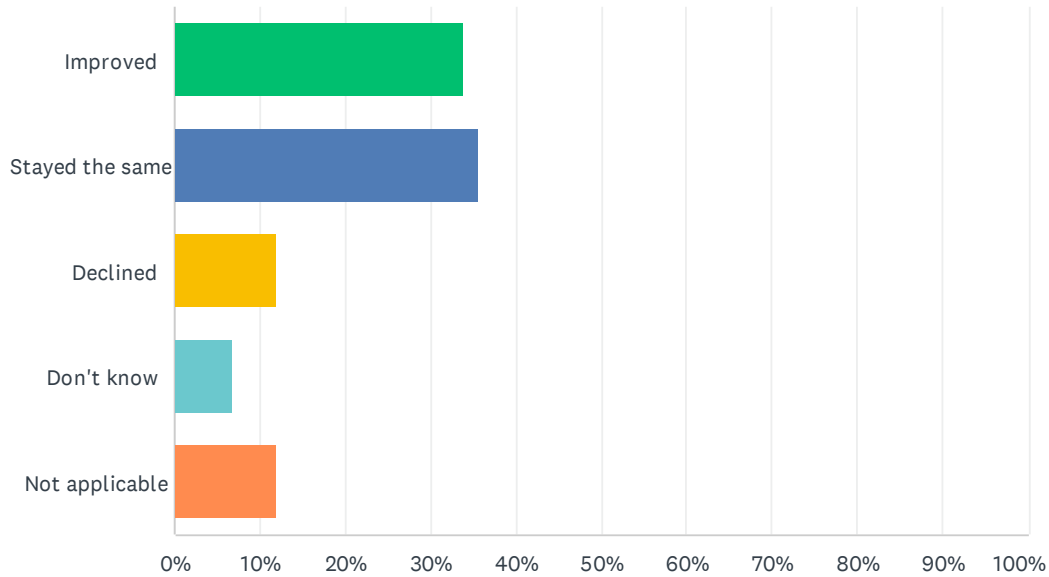
Answered: 59 Skipped: 11



ANSWER CHOICES	RESPONSES	
Strongly satisfied	23.73%	14
Satisfied	45.76%	27
Dissatisfied	16.95%	10
Strongly dissatisfied	5.08%	3
Don't know	8.47%	5
<b>TOTAL</b>		<b>59</b>

### Q19 In your opinion, has the quality of education your child's experienced improved, stayed the same or declined in the past three years?

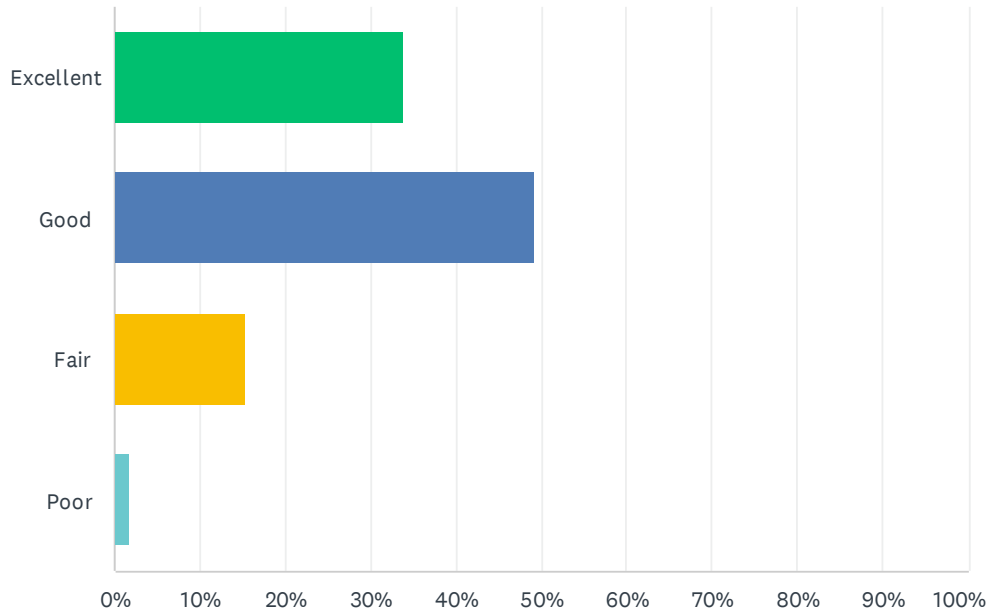
Answered: 59 Skipped: 11



ANSWER CHOICES	RESPONSES	
Improved	33.90%	20
Stayed the same	35.59%	21
Declined	11.86%	7
Don't know	6.78%	4
Not applicable	11.86%	7
<b>TOTAL</b>		<b>59</b>

## Q20 How do you rate the physical condition of your child's school?

Answered: 59 Skipped: 11

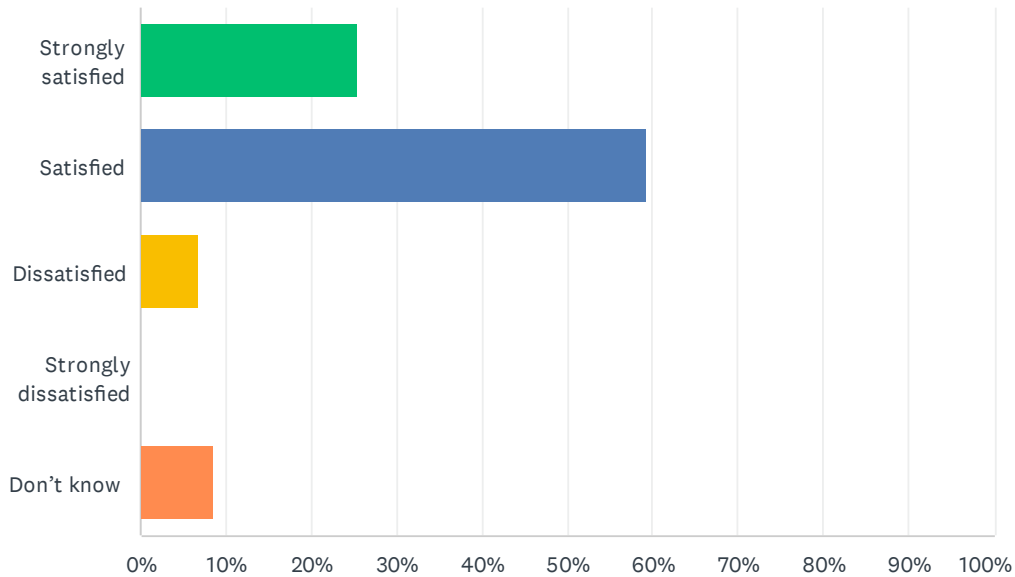


ANSWER CHOICES	RESPONSES
Excellent	33.90% 20
Good	49.15% 29
Fair	15.25% 9
Poor	1.69% 1
TOTAL	59



**Q21 How satisfied are you with the opportunities provided to be involved in your child's education? Refer to the EIPS Parent Engagement overview for examples of involvement and engagement opportunities that help support student success.**

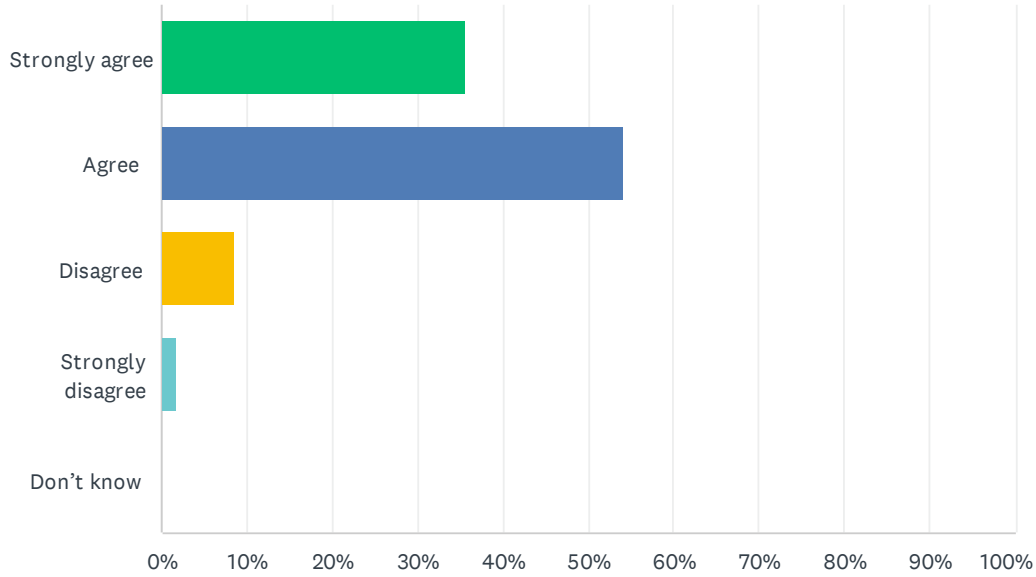
Answered: 59 Skipped: 11



ANSWER CHOICES	RESPONSES	
Strongly satisfied	25.42%	15
Satisfied	59.32%	35
Dissatisfied	6.78%	4
Strongly dissatisfied	0.00%	0
Don't know	8.47%	5
<b>TOTAL</b>		<b>59</b>

## Q22 The school keeps me informed about my child's progress and achievement.

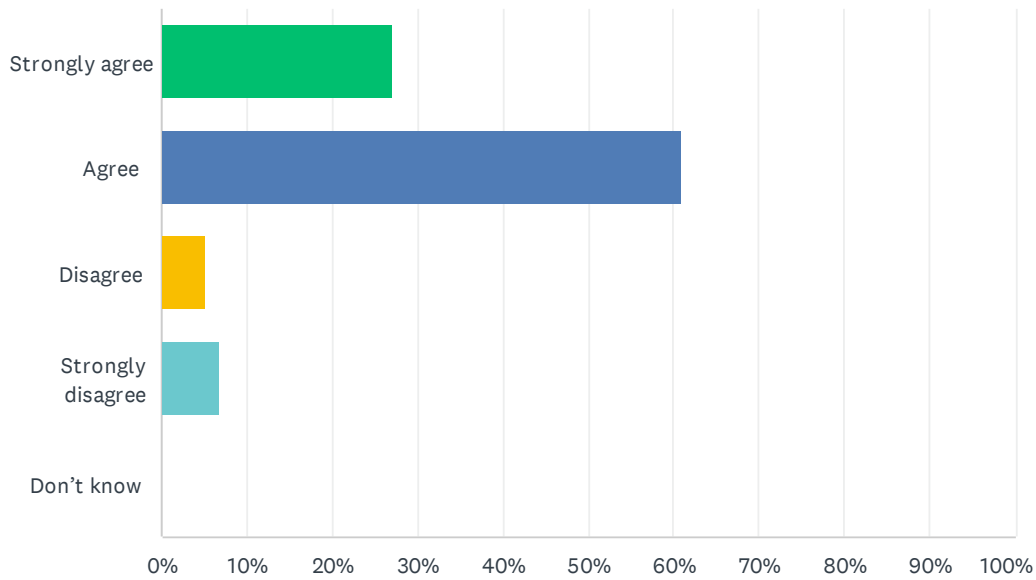
Answered: 59 Skipped: 11



ANSWER CHOICES	RESPONSES	
Strongly agree	35.59%	21
Agree	54.24%	32
Disagree	8.47%	5
Strongly disagree	1.69%	1
Don't know	0.00%	0
<b>TOTAL</b>		<b>59</b>

## Q23 There is open and honest communication within my child's school.

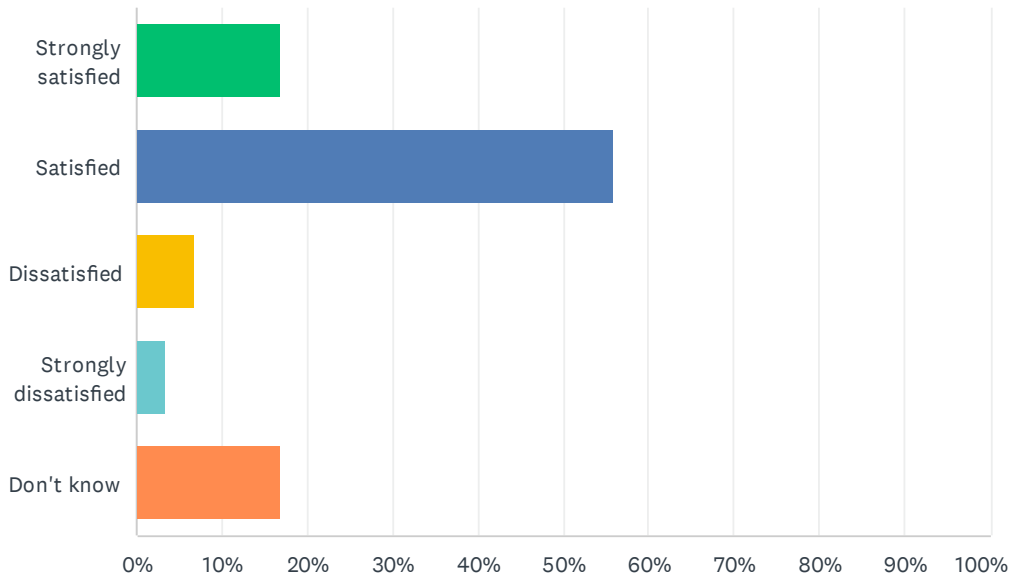
Answered: 59 Skipped: 11



ANSWER CHOICES	RESPONSES	
Strongly agree	27.12%	16
Agree	61.02%	36
Disagree	5.08%	3
Strongly disagree	6.78%	4
Don't know	0.00%	0
<b>TOTAL</b>		<b>59</b>

## Q24 How satisfied are you with the Division’s commitment to engaging stakeholders—including parents and caregivers—about matters that affect decision-making and public education?

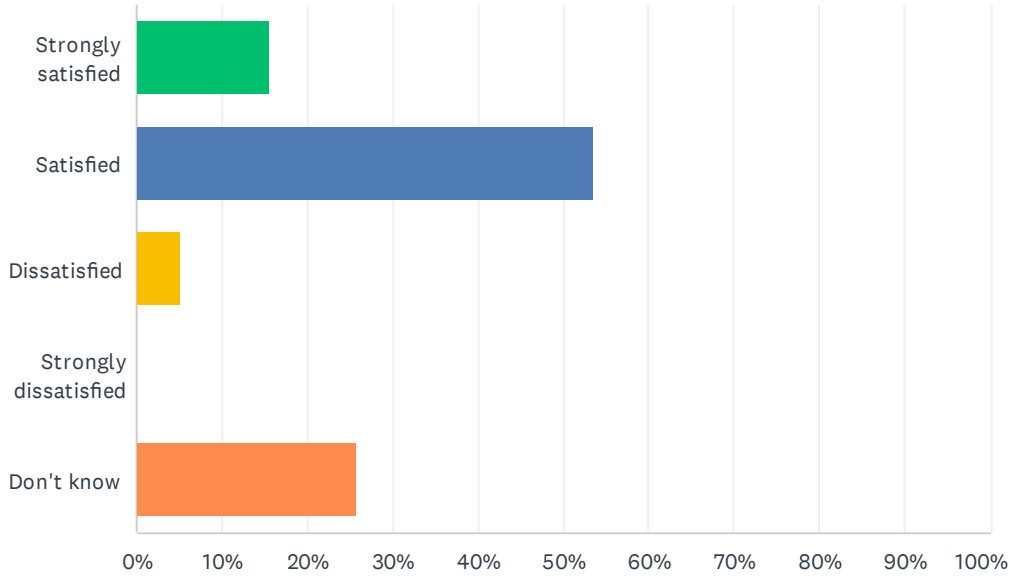
Answered: 59 Skipped: 11



ANSWER CHOICES	RESPONSES	
Strongly satisfied	16.95%	10
Satisfied	55.93%	33
Dissatisfied	6.78%	4
Strongly dissatisfied	3.39%	2
Don't know	16.95%	10
<b>TOTAL</b>		<b>59</b>

## Q25 How satisfied are you with the Division’s commitment to advocating for public education?

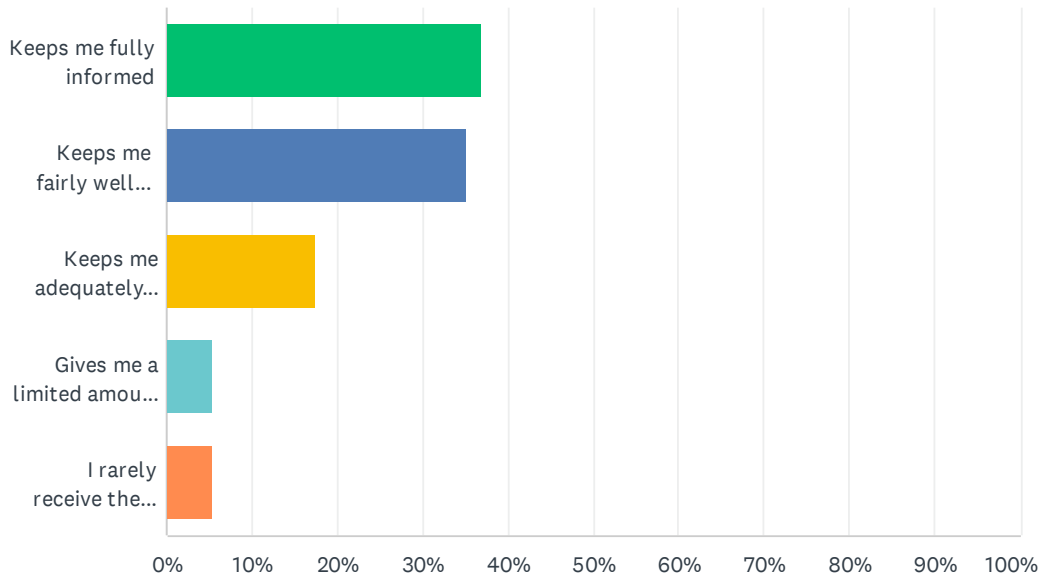
Answered: 58 Skipped: 12



ANSWER CHOICES	RESPONSES	
Strongly satisfied	15.52%	9
Satisfied	53.45%	31
Dissatisfied	5.17%	3
Strongly dissatisfied	0.00%	0
Don't know	25.86%	15
<b>TOTAL</b>		<b>58</b>

**Q26 Elk Island Public Schools appreciates the opportunity to stay connected with parents about news, activities, programs and other matters of importance. What is your impression of the communication you receive from your child's school?**

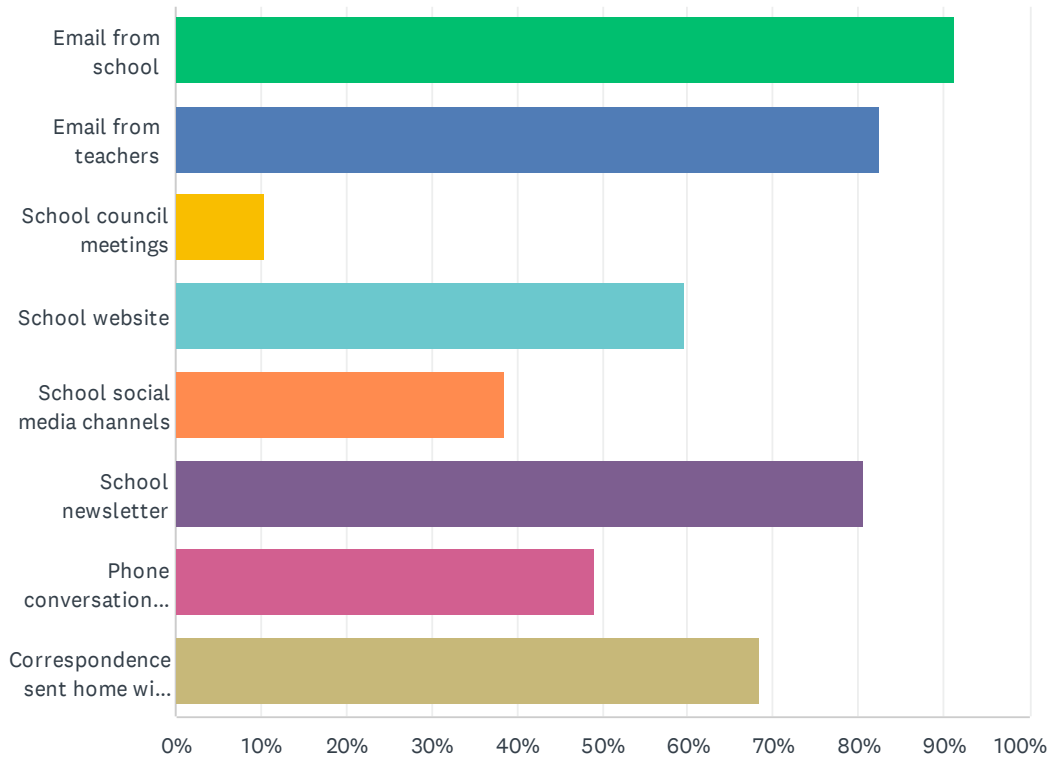
Answered: 57 Skipped: 13



ANSWER CHOICES	RESPONSES	
Keeps me fully informed	36.84%	21
Keeps me fairly well informed	35.09%	20
Keeps me adequately informed	17.54%	10
Gives me a limited amount of information	5.26%	3
I rarely receive the information I need	5.26%	3
<b>TOTAL</b>		<b>57</b>

## Q27 Do you regularly make use of the following to keep up to date on school activities, programs, etc.? Check all that apply.

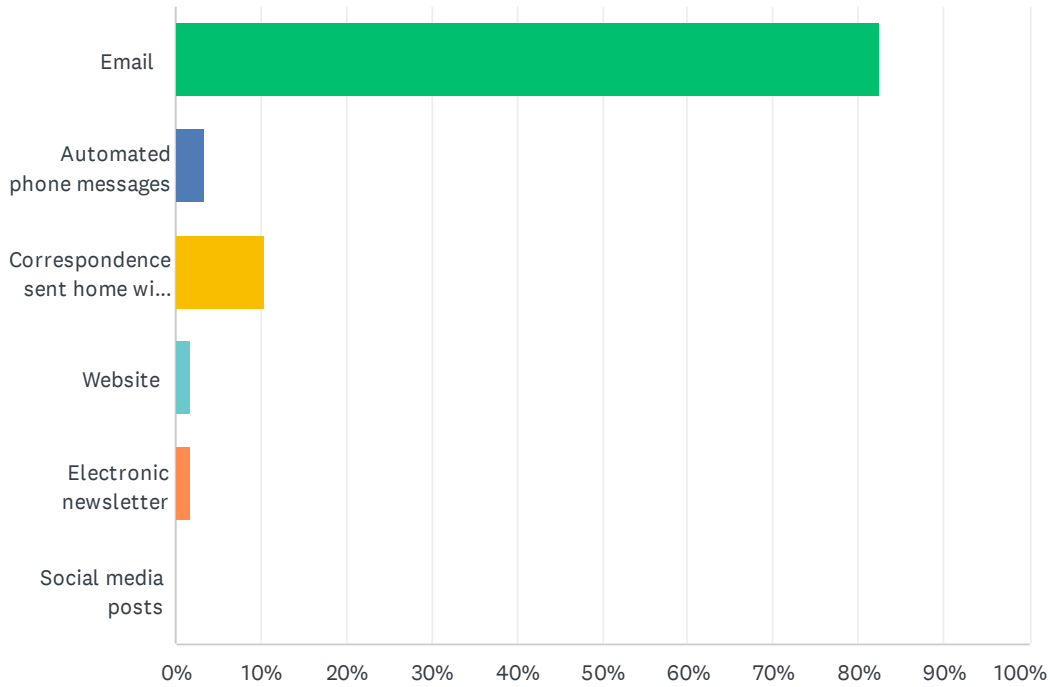
Answered: 57 Skipped: 13



ANSWER CHOICES	RESPONSES	
Email from school	91.23%	52
Email from teachers	82.46%	47
School council meetings	10.53%	6
School website	59.65%	34
School social media channels	38.60%	22
School newsletter	80.70%	46
Phone conversations with the school or teachers	49.12%	28
Correspondence sent home with my child	68.42%	39
Total Respondents: 57		

## Q28 What is your most preferred method of communication from the school and Division?

Answered: 57 Skipped: 13

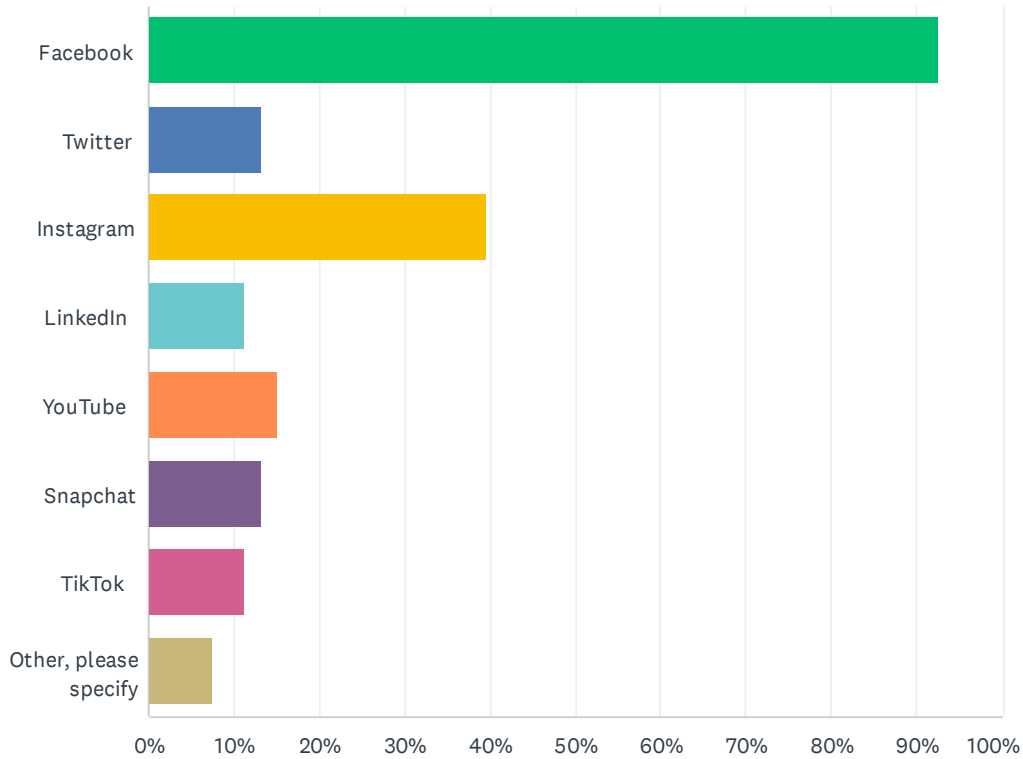


ANSWER CHOICES	RESPONSES	
Email	82.46%	47
Automated phone messages	3.51%	2
Correspondence sent home with my child	10.53%	6
Website	1.75%	1
Electronic newsletter	1.75%	1
Social media posts	0.00%	0
<b>TOTAL</b>		<b>57</b>



Q29 The Division and schools often share news and information on social media. Which of the following platforms do you use? Check all that apply.

Answered: 53 Skipped: 17



ANSWER CHOICES	RESPONSES	
Facebook	92.45%	49
Twitter	13.21%	7
Instagram	39.62%	21
LinkedIn	11.32%	6
YouTube	15.09%	8
Snapchat	13.21%	7
TikTok	11.32%	6
Other, please specify	7.55%	4
Total Respondents: 53		